

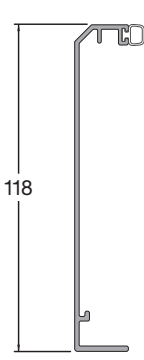
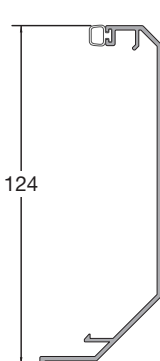

## SECTION 5: FRAMELESS BALUSTRADE SYSTEMS

## INDEX

Product	Page
Infinity Balustrade Face Fix	5.1 - 5.3
Infinity Balustrade Top Fix	5.4 - 5.5
Infinity Fixings	5.6
Powder Coat Standard Colour Range	5.7
Aluminium Link Rail for 12mm and 15mm Glass	5.8 - 5.10
25mm Satin Stainless Link Rail to suit 12mm Glass	5.11
40mm Polished Stainless Link Rail for 12mm to 21.5mm Glass	5.12
Panel Clamps up to 12mm Glass	5.13
Balustrade Panel Clamps for 12mm to 21.5mm Glass	5.14
PosiGlaze Balustrade	5.15 - 5.18
MegaGrip Balustrade Commercial C5	5.19 - 5.20
50mm Diameter Disc Fittings	5.21
50mm Disc Fitting Components and Fixings	5.22 - 5.23
75mm Disc Fittings	5.24
75mm Disc Fixings	5.25
JH165 Face Fix Clamp	5.26
JH165 Face Fix Clamp Fixings	5.27
Series II Matador Mini Posts	5.28
Series II Matador Post Fixings	5.29
Edgetec Matador Mini Post	5.30
Aluminium Mini Post Face Fix	5.31
Aluminium Mini Post Top Fix Concealed Fixing	5.32
Aluminium Mini Post Top Fix Exposed Fixings	5.33
Aluminium Mini Post Fixings	5.34
Balustrade Handrail Brackets	5.35
Malibu Pool Gate Latches	5.36 - 5.37
Atlantic Soft Close Pool Gate Hinge Sets	5.38 - 5.39
Pool Gate Pivot Components	5.40

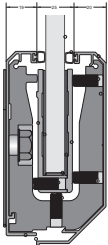
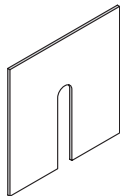
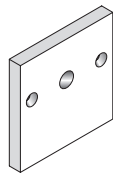


## FRAMELESS BALUSTRADE SYSTEMS

### Infinity Balustrade Face Fix Components

Product	Code	Description	Price
	IB-IC	INNER COVER – With bulb seal IB-IC-N-5000 Natural anodised IB-IC-N-2500 Natural anodised	Length
		IB-IC-M-5000 Mill aluminium IB-IC-M-2500 Mill aluminium	
		IB-IC-P-5000 Powder coat IB-IC-P-2500 Powder coat All powder coat colours are to order. Orders under 50 lineal metres will have short run surcharge. Non standard colours in the Juralco range will have a surcharge. P.O.A.	
	IB-OC	STANDARD OUTER COVER – With bulb seal IB-OC-N-5000 Natural anodised IB-OC-N-2500 Natural anodised	
		IB-OC-M-5000 Mill aluminium IB-OC-M-2500 Mill aluminium	
		IB-OC-P-5000 Powder coat IB-OC-P-2500 Powder coat All powder coat colours are to order. Orders under 50 lineal metres will have a short run surcharge. Non standard colours in the Juralco range will have a surcharge. P.O.A.	
	IB-FOC	FLAT OUTER COVER – With bulb seal IB-FOC-N-5000 Natural anodised IB-FOC-N-2500 Natural anodised	
		IB-FOC-M-5000 Mill aluminium IB-FOC-M-2500 Mill aluminium	
		IB-FOC-P-5000 Powder coat IB-FOC-P-2500 Powder coat All powder coat colours are to order. Orders under 50 lineal metres will have a short run P/C surcharge. For standard powder coat colours see page 5.7.	

## FRAMELESS BALUSTRADE SYSTEMS



### Infinity Balustrade Face Fix Components

Product	Code	Description	Price Each
	IB-CB12 IB-CB17	CLAMP KIT – For 12mm and 13.52 glass CLAMP KIT – For 15mm and 17.52mm glass	
	IB-SP-1	INNER COVER SPACER – 1mm thick IB-SP-1-SF Silver frost IB-SP-1-M Mill aluminium IB-SP-1-PC Powder coat	
	IB-SP-5	INNER COVER SPACER – 5mm thick IB-SP-5-SF Silver frost IB-SP-5-M Mill aluminium IB-SP-5-PC Powder coat	
	IB-SP-15	INNER COVER SPACER – 15mm thick IB-SP-15-SF Silver frost IB-SP-15-M Mill aluminium IB-SP-15-PC Powder coat	
	IB-EC	STANDARD OUTER COVER END CAP IB-EC-N Natural anodised IB-EC-M Mill aluminium IB-EC-PC Powder coat	
	IB-ECF	FLAT OUTER COVER END CAP IB-ECP-N Natural anodised IB-ECP-M Mill aluminium IB-ECP-PC Powder coat	

For standard power coat colours refer to page 5.7







## FRAMELESS BALUSTRADE SYSTEMS

### Infinity Balustrade Face Fix Components

Product	Code	Description	Price Each
	IB-EX	IB-EX-CORNER External corner block to support outer covers Matt black finish	
	IB-IN	IB-IN-CORNER Block to support outer covers Matt black finish	



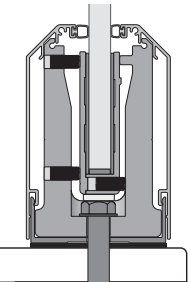
### Face Fix Preformed Corners and Inline Joiners

To Order with powder coat orders only

	IB-OC-E180	Standard Outer Core Inline Joiner Plate 180° Clips over inline butt joint 50mm wide	
	IB-OC-E90	Standard Outer Cover External 90° Corner 400mm x 400mm Butts up to Standard Covers	
	IB-OC-I90	Standard Outer Cover Internal 90° Corner 250mm x 250mm Butts up to Standard Covers	
	IB-FOC-E180	Flat Outer Cover Inline Joiner Plate 180° Clips over Inline Butt Joint 50mm wide	
	IB-FOC-E90	Flat Outer Cover External 90° Corner 400mm x 400mm Butts up to flat outer covers	
	IB-FOC-I90	Flat Outer Cover Internal 90° Corner 250mm x 250mm Butts up to flat covers	

## FRAMELESS BALUSTRADE SYSTEMS

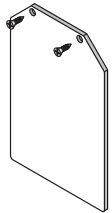
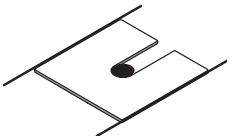
### Infinity Balustrade Top Fix

Product	Code	Description	Price
	IBT-BC	BASE PLATE SECTION to ensure alignment of clamps IBT-BC-N-5000 Natural Anodised IBT-BC-N-2500 Natural Anodised	
		IBT-BC-M-5000 Mill aluminium IBT-BC-M-2500 Mill aluminium	
		IBT-BC-P-5000 Powder coat IBT-BC-P-2500 Powder coat All powder coat colours are to order. Orders under 50 lineal metres will have a short run surcharge. Non standard colours in the Juralco range will have a surcharge P.O.A.	
	IBT-OC	OUTER COVER PLATES WITH BULB SEAL Cover plates required each side of clamps IBT-OC-N-5000 Natural anodised IBT-OC-N-2500 Natural anodised	
		IBT-OC-M-5000 Mill aluminium IBT-OC-M-2500 Mill aluminium	
		IBT-OC-P-5000 Powder coat IBT-OC-P-2500 Powder coat All powder coat colours are to order. Orders under 50 lineal metres will have a short run surcharge. Non standard colours in the Juralco range will have a surcharge P.O.A.	
	IBT-C12 IBT-C17	TOP FIX CLAMPS Clamp kit for 12mm and 13.52mm glass Clamp kit for 15mm and 17.52mm glass	Each

For standard power coat colours refer to page 5.7

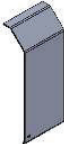


## FRAMELESS BALUSTRADE SYSTEMS

### Infinity Balustrade Top Fix

Product	Code	Description	Price
	IBT-EC	TOP FIX END CAPS End cap with screw fixings IBT-EC-N Natural anodised	
		IBT-EC-M Mill aluminium	
		IBT-EC-P Powder coat	
	IBT-SP	BASE PLATE PACKERS To align clamps if floor uneven Pack at clamp positions IBT-SP1-SF 1mm packer in Silver frost IBT-SP5-SF 5mm packer in Silver frost Silver frost is to match Natural anodised finish	
		IBT-SP1-M 1mm packer in Mill aluminium IBT-SP5-M 5mm packer in Mill aluminium	
		IBT-SP1-PC 1mm packer in Powder coat IBT-SP5-PC 5mm packer in Powder coat	

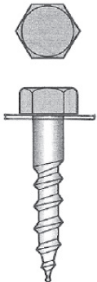
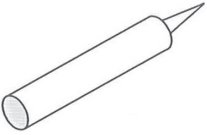


### Face Fix Preformed Corners and Inline Joiners

To Order with powder coat orders only

	IBT-E180	Top Fix Cover Inline Joiner Plate 180° 50mm wide Fits over inline butt joint	
	IBT-E90	Top Fix Cover External 90° Corner Butts up to top fix covers	
	IBT-I90	Top Fix Cover Internal 90° Corner Butts up to top fix covers	

## FRAMELESS BALUSTRADE SYSTEMS

### Infinity Balustrade Fixings







Product	Code	Description	Price
		TYPICAL TIMBER FIXINGS	
	WF12-120	M12 x 120mm COACH SCREW & WASHER Stainless steel For face fix installation When not using 15mm spacer	
	WF12-130	M12 x 130mm COACH SCREW & WASHER Stainless steel For face fix installation	
	WF12-160	M12 x 160mm COACH SCREW & WASHER Stainless steel For top fix installation	
	SIKA-SG	SIKA SUPERGRIP CARTRIDGE For all bonding of all wood fixings	
	FIS-V	FISCHER FIS-V 300T MASONRY ANCHOR FIX CARTRIDGE For bonding of rods into concrete	
		TYPICAL CONCRETE FIXINGS	
	MF12-150	M12 x 150mm THREADED ROD, HEX NUT & WASHER Stainless steel For face fix & top fix installations	
	TF12-120	M12 x 120mm LAG SCREW, HEX NUT & WASHER Stainless steel For extra high wind zone pool fence only (Face fix)	

## FRAMELESS BALUSTRADE SYSTEMS







### STANDARD POWDER COAT COLOURS



#### WHITE

	<b>MATT APPLIANCE WHITE</b> 9151274M
	<b>ARCTIC WHITE</b> 91558851
	<b>OFF WHITE</b> 91558804
	<b>PEARL WHITE</b> 28897434
	<b>MATT RIVERGUM BEIGE</b> 9153143M
	<b>MATT WOODWIND</b> 9153155M

#### BROWN

	<b>MATT BRONCO</b> 9152111M
	<b>MATT DESERT SAND</b> 9153065M
	<b>MATT IRONSAND</b> 9158096M
	<b>MATT KAURI</b> 9158159M
	<b>MATT LIGNITE</b> 9158033M
	<b>MATT OLIVE</b> 9156193M

#### BLUE

	<b>MATT NEW DENIM BLUE</b> 9155063M
--	--






#### GREEN

	<b>MATT KARAKA</b> 9156064M
	<b>MATT LICHEN</b> 9156101M
	<b>MATT MIST GREEN</b> 9156103M
	<b>MATT PERMANENT GREEN</b> 9156102M







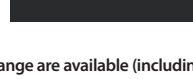
#### LIGHT GREY

	<b>MATT CANVAS CLOTH</b> 9157327M
	<b>MATT GHOST GREY</b> 9157401M
	<b>MATT GULL GREY</b> 9157511M
	<b>MATT O'KEEFE GREY</b> 9157400M
	<b>LSG MATT TITANIA</b> 9152068M

#### METROPOLIS (KINETIC)

	<b>BRONZE FROST KINETIC</b> 9008194K
	<b>SILVER FROST KINETIC</b> 9157323K
	<b>SILVER PEARL METROPOLIS KINETIC</b> 9157113K
	<b>SILVER STAR METROPOLIS KINETIC</b> 9157043K
	<b>WINDOW BRONZE METROPOLIS KINETIC</b> 9158068K

#### BLACK

	<b>MATT BLACK</b> 9159041M
	<b>MATT CHARCOAL</b> 9159058M
	<b>MATT FLAX POD</b> 9159145M
	<b>MATT GRAVEL</b> 9157404M
	<b>MATT GREY FRIARS</b> 9157167M
	<b>MATT SANDSTONE GREY</b> 9157217M
	<b>SATIN BLACK</b> 91558651

#### RED

	<b>MATT SCORIA</b> 9154114M
---	--------------------------------

#### ANOTEC

	<b>ANOTEC MID BRONZE</b> 91558751
---	--------------------------------------

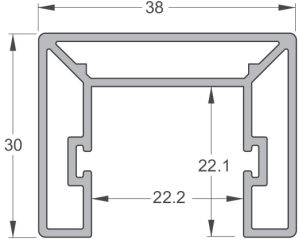
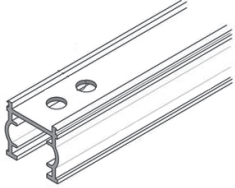
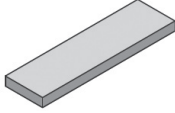
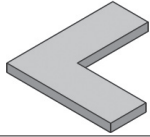
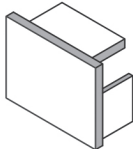
Other powder coat colours from the Interpon Standard, Dulux Duralloy or Dulux Metropolis Pearls Powder coat range are available (including Satin rather than Matt Finishes), however please note that they incur a surcharge. Please contact Juralco with any queries.

**These colours are representative only, please take the time to check an actual powder coated sample of the colour of your choice**



## FRAMELESS BALUSTRADE SYSTEMS

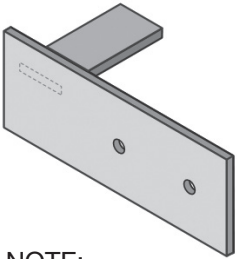
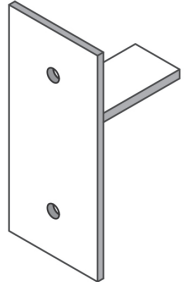
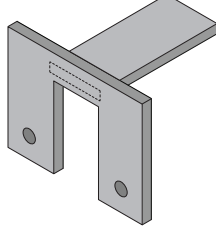
### Aluminium Link Rail for 12mm and 15mm Toughened Glass

Product	Code	Description	Price
		ALUMINIUM LINK RAIL 38 x 30	
	ET220-5.8-N	5800mm Natural anodised	
	ET220-2.9-N	2900mm Natural anodised	
	ET220-5.8-M	5800mm Mill aluminium	
	ET220-2.9-M	2900mm Mill aluminium	
	ET220-5.8-P	5800mm Powder coat	
	ET220-2.9-P	2900mm Powder coat *Powder coat terms as per below	
	ETG12/2.9	2900mm LINK RAIL GASKET To suit 12mm glass	
	ETG15/2.9	2900mm LINK RAIL GASKET To suit 15mm glass	
	ET30	180° STRAIGHT JOINER	
	ET31	90° CORNER JOINER	
	ET37-N ET37-M ET37-P	END CAP Natural anodised END CAP Mill aluminium END CAP Powder coat	

NOTE: All powder coat colours are to order. Orders under 50 lineal metres will have a short run surcharge. Non standard colours in the Juralco range will have a surcharge P.O.A. For standard colour range see page 5.7.

## FRAMELESS BALUSTRADE SYSTEMS

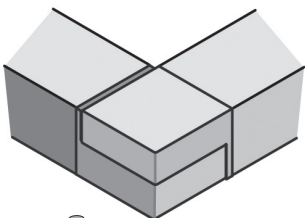

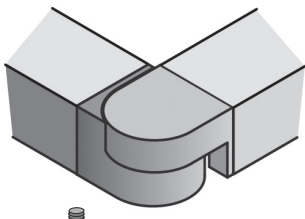

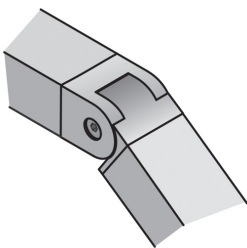
### Aluminium Link Rail Components

Product	Code	Description	Price
 <p>NOTE: Image is Left hand</p>		WALL MOUNT END PLATES	
	ET40-LH-N	Silver Frost P.C. to match Natural anodised	
	ET40-RH-N	Silver Frost P.C. to match Natural anodised	
	ET40-LH-M	Mill stainless steel	
	ET40-RH-M	Mill stainless steel	
	ET40-LH-P	Powder coat	
	ET40-RH-P	Powder coat	
		SOLID POST AND WALL MOUNT END PLATES	
	ET38-N	Silver Frost P.C. to match Natural anodised	
	ET38-M	Mill stainless steel	
	ET38-P	Powder coat	
		POST MOUNT END PLATES	
	ET42-N	Silver Frost P.C. to match Natural anodised	
	ET42-M	Mill stainless steel	
	ET42-P	Powder coat	

NOTE: All powder coat colours are to order. Orders under 50 lineal metres will have a short run surcharge. Non standard colours in the Juralco range will have a surcharge P.O.A. For standard colour range see page 5.7.

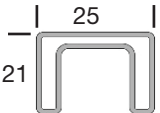
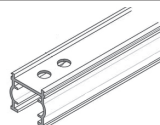
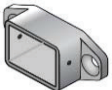



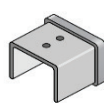
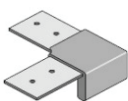
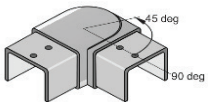
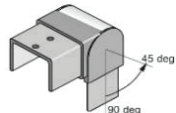
## FRAMELESS BALUSTRADE SYSTEMS

### Aluminium Link Rail Components

Product	Code	Description	Price
  M6 x 25 C/S SS machine screw		TWO PIECE 90° CORNER CONNECTOR	
	ET45-N	Silver Frost P.C. to match Natural anodised	
	ET45-M	Mill Aluminium	
	ET45-P	Powder coat	
  M6 x 25 C/S SS machine screw		TWO PIECE ADJUSTABLE CORNER CONNECTOR 180° TO 90°	
	ET46-N	Silver Frost P.C. to match Natural anodised	
	ET46-M	Mill Aluminium finish	
	ET46-P	Powder coat	
		TWO PIECE ADJUSTABLE STAIRWAY CONNECTOR	
	ET47-N	Silver Frost P.C. to match Natural anodised	
	ET47-M	Mill Aluminium	
	ET47-P	Powder coat	

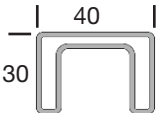

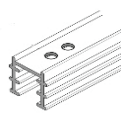



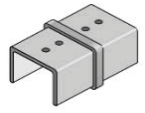
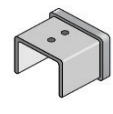
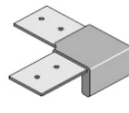
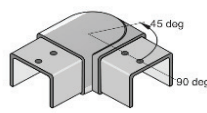
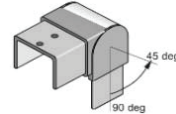
## FRAMELESS BALUSTRADE SYSTEMS

### 25mm Satin Stainless Link Rail to suit 12mm Glass

Product	Code	Description	Price
	JET/490/5.8	SSS MINI INTERLINKING TOP RAIL 25mm x 21mm 5800mm	
	JET/490GT/12/2.9	BLK Mini Link Rail Gasket to suit 12mm	
	JET496	SSS NON HANDED WALL BRACKET	
	JET497/RH	SSS WALL BRACKET RH RIGHT HAND	
	JET497/LH	SSS WALL BRACKET LH LEFT HAND	
	JET491	SSS 180° INLINE JOINER	
	JET492	SSS END CAP	
	JET493	SSS 90° FIX CORNER JOINER	
	JET494	SSS 90 - 45° HORIZONTAL JOINER	
	JET495	SSS 90 - 45° VERTICAL JOINER	

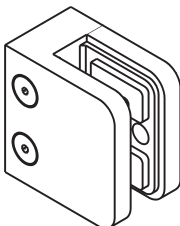


## FRAMELESS BALUSTRADE SYSTEMS

### 40mm Polished Stainless Link Rail for 12-21.5mm Glass

Product	Code	Description	Price
	ET/430/5.8/PSS	PSS PSS 316L INTERLINKING TOP RAIL 40mm x 30mm 5800mm	
	ET/430GT/12/2.9	Black PSS INTERLINKING TOP RAIL 12mm Gasket 2900mm	
	ET/430GT/15/2.9	Black PSS INTERLINKING TOP RAIL 15mm Gasket 2900mm	
	ET436/PSS	PSS PSS 2205 WALL BRACKET	
	ET437/RH/PSS	PSS PSS 2205 WALL BRACKET RIGHT HAND	
	ET437/LH/PSS	PSS PSS 2205 WALL BRACKET LEFT HAND	
	ET431/PSS	PSS PSS 2205 INTERLINKING RAIL 180° INLINE JOINER	
	ET432/PSS	PSS PSS 2205 INTERLINKING END CAP	
	ET433/PSS	PSS PSS 2205 INTERLINKING 90° JOINER	
	ET434/PSS	PSS PSS 2205 INTERLINKING RAIL 90 - 45° HORIZONTAL JOINER	
	ET435/PSS	PSS PSS 2205 INTERLINKING RAIL 90 - 45° VERTICAL JOINER	

## FRAMELESS BALUSTRADE SYSTEMS

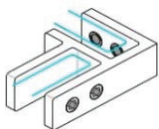
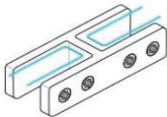
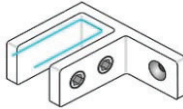
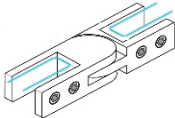
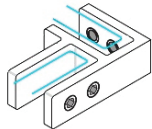
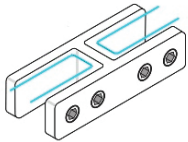
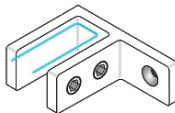
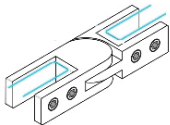
### Panel Clamp up to 12mm thick

Product	Code	Description	Price
	SS200	SATIN STAINLESS STEEL GLASS CLAMP No glass preparation required 35kg per clamp loading 316 stainless steel Specify glass thickness to be clamped 8mm, 10mm, 12mm	
	SP202	SECURITY PIN can be fitted into SS200 x SS201 clamps	
	Cap - 37w	WOOD FIX CAP SCREW 14G x 37mm SS WOOD FIX CAP SCREW 14G x 50mm SS	
	Cap - 25T	METAL THREAD CAP SCREW M8 x 25mm	

## FRAMELESS BALUSTRADE SYSTEMS

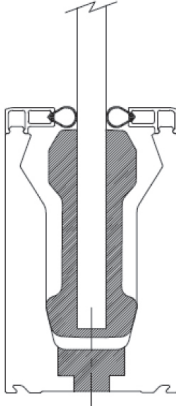
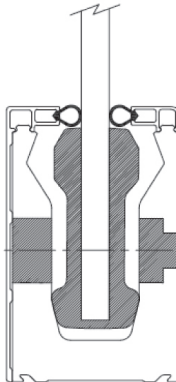
### Balustrade Glass Clamps for 12-21.5mm Glass

Can be used with toughened laminate instead of a Link Rail

Product	Code	Description	Price
	JET70/PSS	PSS	EDGETEC 90° 12-15.5mm GLASS CLAMP 2205 Stainless
	JET70/SSS	SSS	
	JET71/PSS	PSS	EDGETEC 180° 12-15.5mm GLASS CLAMP 2205 Stainless
	JET71/SSS	SSS	
	JET72/PSS	PSS	EDGETEC WALL FIX 90° 12-15.5mm GLASS CLAMP 2205 Stainless
	JET72/SSS	SSS	
	JET73/PSS	PSS	EDGETEC 90-180° ADJUSTABLE 12-15.5mm GLASS CLAMP 2205 Stainless
	JET73/SSS	SSS	
	JET80/PSS	PSS	EDGETEC 90° 17.2-21.52mm GLASS CLAMP 2205 Stainless
	JET80/SSS	SSS	
	JET81/PSS	PSS	EDGETEC 180° 17.2-21.52mm GLASS CLAMP 2205 Stainless
	JET81/SSS	SSS	
	JET82/PSS	PSS	EDGETEC WALL FIX 90° 17.2-21.52mm GLASS CLAMP 2205 Stainless
	JET82/SSS	SSS	
	JET83/PSS	PSS	EDGETEC 90-180° ADJUSTABLE 17.2-21.52mm GLASS CLAMP 2205 Stainless
	JET83/SSS	SSS	

## FRAMELESS BALUSTRADE SYSTEMS

### PosiGlaze Glass Balustrade System

Product	Code	Description	Price per Length
		<b>POSIGLAZE BASE FIX SYSTEM</b> For Glass thickness 12mm, 13.52mm, 15mm, 17.52mm, 19mm 3000mm kit comes complete with top seal strips, gaskets, 12 clamps channel joiners and spanner	
	PG120B-N	Natural Anodised	
	PG120B-M	Mill Finish with two PGSC side covers	
	PG120B-PC	Powder coat with two PGSC side covers	
		All powder coat colours are to order. Orders under 50 lineal metres will have a short run surcharge. Non standard colours in the Juralco range will have a surcharge P.O.A.	
		<b>POSIGLAZE FACE FIX SYSTEM</b> For Glass thickness 12mm, 13.52mm, 15mm, 17.52mm, 19mm 3000mm kit comes complete with top seal strips, gaskets, 12 clamps, channel joiners and spanner	
	PG120S-N	Natural Anodised	
	PG120S-M	Mill Finish	
	PG120S-PC	Powder Coat	
		All powder coat colours are to order. Orders under 50 lineal metres will have a short run surcharge. Non standard colours in the Juralco range will have a surcharge P.O.A.	

\*Powdercoating available on request.

\*When ordering please specify glass thickness.

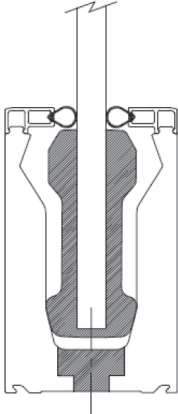
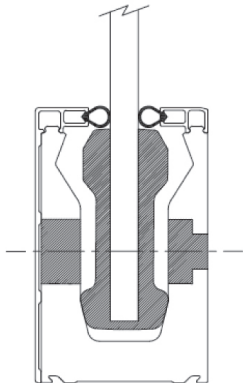


## FRAMELESS BALUSTRADE SYSTEMS

### PosiGlaze Glass Balustrade System

NOTE: 21.52mm Glass Only.


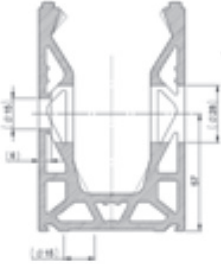


For 21.52mm Glass Posi Glaze requires 15 clamps per 3000mm length.

Product	Code	Description	Price per Length
		<b>POSIGLAZE BASE FIX SYSTEM</b> To suit 21.52mm Glass only	
		3000mm kit comes complete with top seal strips, gaskets, 15 clamps channel joiners and spanner	
	PG120B-N	Natural Anodised	
	PG120B-M	Mill Finish with two PGSC side covers	
	PG120B-PC	Powder coat with two PGSC side covers	
		All powder coat colours are to order. Orders under 50 lineal metres will have a short run surcharge. Non standard colours in the Juralco range will have a surcharge P.O.A.	
		<b>POSIGLAZE FACE FIX SYSTEM</b> To suit 21.52mm Glass only	
		3000mm kit comes complete with top seal strips, gaskets, 15 clamps, channel joiners and spanner	
	PG120S-N	Natural Anodised	
	PG120S-M	Mill Finish	
	PG120S-PC	Powder Coat	
		All powder coat colours are to order. Orders under 50 lineal metres will have a short run surcharge. Non standard colours in the Juralco range will have a surcharge P.O.A.	

\*Powdercoating available on request.

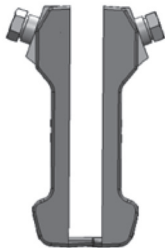




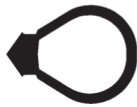
## FRAMELESS BALUSTRADE SYSTEMS

### PosiGlaze Glass Balustrade System Components

Product	Code	Description	Price per Length
	PGBC	BASE FIX CHANNEL Stock length: 3000mm	
	PGSC	FACE FIX CHANNEL Stock length: 3000mm	
	PGTS-N	TOP SEAL STRIP Natural Anodised Stock length: 3000mm	
	PGTS-M	Mill Finish Stock length: 3000mm	
	PGTS-PC	STD Powder coat	
	PGSCL-N	SIDE CLADDING Natural Anodised Stock length: 3000mm	
	PGSCL-M	Mill Finish Stock length: 3000mm	
	PGSC-PC	STD Powder Coat  All powder coat colours are to order. Orders under 50 lineal metres will have a short run surcharge. Non standard colours in the Juralco range will have a surcharge P.O.A.	

## FRAMELESS BALUSTRADE SYSTEMS

### PosiGlaze Glass Balustrade System Components

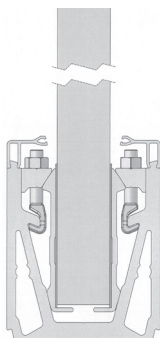
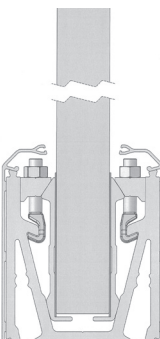
Product	Code	Description	Price
	PGC12 PGC15 PGC19 PGC13 PGC17 PGC21	Glass Clamp - to suit 12mm Glass Clamp - to suit 15mm Glass Clamp - to suit 19mm Glass Clamp - to suit 13.5mm Glass Clamp - to suit 17.5mm Glass Clamp - to suit 21.5mm	per clamp
	PGCD	Channel Joiners	per pair
	PG-BF-EC PG-BF-EC	Base Fix End Caps Natural Anodised 72mm wide Mill Finish 76mm wide	per cap
	PG-SF-EC PG-SF-EC	Side Fix End Caps Natural Anodised 74mm wide Mill Finish 74mm wide	per cap
	PGSPN	Spanners	each
	PGBS	Bulb Seal (specify glass thickness to suit)	per metre

## FRAMELESS BALUSTRADE SYSTEMS

### MegaGrip Commercial C5 Balustrade

#### MEGAGRIP BASE FIX BALUSTRADE SYSTEM

3000mm kit complete with channel section,  
12 clamps, joining dowels, top gaskets and top seal strips or side cladding covers  
depending on selected system.  
To suit 25.52mm and 31.52mm Sentry Glass.

Product	Code	Description	Price per length
	MGB1-N	Base Fix Kit with top seal strips Finish: Natural Anodised	
	MGB2-N	Base Fix Kit with side cladding covers Finish: Natural Anodised	
	MGB2-PC	Base Fix Kit with side cladding covers Finish: Powder Coat Price based on Juralco's Standard colour range Other colours P.O.A	
<p>Note: There is a limited stock held in New Zealand. Please check availability with Platinum. Larger projects may have a four month leadtime.</p>			

## FRAMELESS BALUSTRADE SYSTEMS

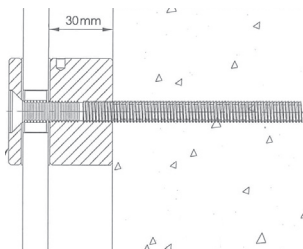
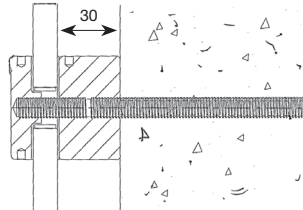
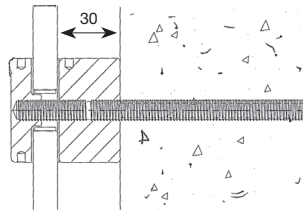
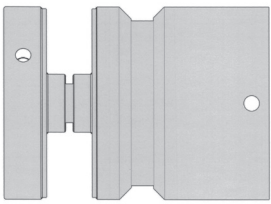
### MegaGrip Commercial C5 Balustrade Components

Product	Code	Description	Price
	MGB3-N	Base Channel 3000mm Natural Anodised	
	MGTS-N	Top Seal Strip 3000mm Natural Anodised	
	MGSC-N	Side Cladding 3000mm Natural Anodised	
	MGG-T	Top Seal Gasket For Top Seals or Side Cladding	
	MGC-25.5	Glass Clamp to suit 25.52mm glass	
	MGC-31.5	Glass Clamp to suit 31.52mm glass	
	PGCD	Channel Joining Dowel per pair	
	MGEP1	Base Fix End Cap to suit Top Seal System Natural Anodised	
	MGEP2	Base Fix End Cap to suit Side Cladding System Natural Anodised	

## FRAMELESS BALUSTRADE SYSTEMS


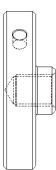


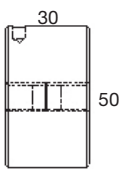
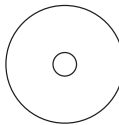
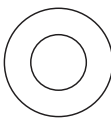
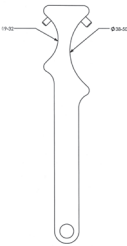
### 50mm Face Fix Disc Fittings

Specify glass thickness / Glass Hole 25mm

Product	Code	Description	Price
	ET50/S30	HEAVYWEIGHT ANCHOR 316SSS 50mm diameter with square edge head 30mm standoff Specify glass thickness ET50/S30/SSS in 316 satin stainless ET50/S30/PSS in 316 polished stainless	
	ET50/T30	HEAVYWEIGHT ANCHOR 316SSS 50mm diameter button head 30mm standoff Specify glass thickness ET50/T30/SSS in 316 satin stainless ET50/T30/PSS in 316 polished stainless	
	ET50/T30/PC	POWDER COATED ALUMINIUM WITH STEPPED DISC HEAD Powder coated to order Specify glass thickness For orders of less than 30 units a short run powder coat charge may apply. For standard powder coat colours see page 5.7	
	ET50/AT45/AS	ADJUSTABLE ANCHOR 50mm diameter with button head Standoff adjustable 40-50mm  ET50/AT45/AS Anodised Finished to Simulate satin stainless steel	
	ET50/AT45/PC	ET50/AT45/PC Powder coated to order Specify glass thickness For orders of less than 30 units a short run powder coat charge may apply. For standard powder coat colours see page 5.7	





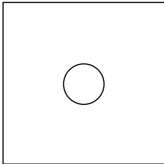
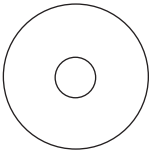
## FRAMELESS BALUSTRADE SYSTEMS

### 50mm Disc Components

Product	Code	Description	Price
	ET50/CSK	50mm Dia x 6mm CSK DISC M10 ET50/CSK/SSS 316 Satin Stainless ET50/CSK/PSS Polished Stainless	
	SD50-B	50mm Dia STEPPED DISC 10mm thick head with Gasket SD50-SSS 316 Satin Stainless SD50-PSS 316 Polished Stainless	
	ET50/6/S	50mm Dia x 6mm SPACER With Clearance hole for M10 Rod ET50/6/S/SSS 316 Satin Stainless ET50/6/S/PSS 316 Polished Stainless	
	ET50/10/S	50mm Dia x 10mm SPACER ET50/10/S/SSS 316 Satin Stainless ET50/10/S/PSS 316 Polished Stainless	
	ET50-B30	50mm Dia x 30mm Body With M10 thread ET50-B30-SSS ET50-B30-PSS ET50-B30- PC Aluminium	
	NG-50	50mm Dia x 0.8mm Black nylon gasket	
	NB-20	19.5mm Dia Nylon Bush to suit M10 & M12 Rod	
	SP19-50	ANCHOR SPANNER TO SUIT 19mm to 50mm diameter Anchors	

## FRAMELESS BALUSTRADE SYSTEMS

### 50mm Disc Fittings

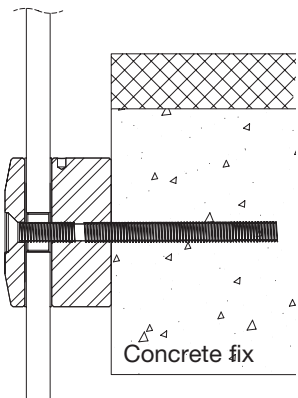
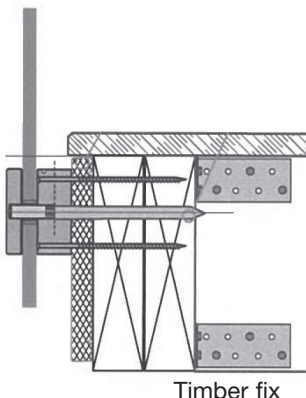
Product	Code	Description	Price
	M10-R50R M10-R130R	STAINLESS STEEL RODS M10 x 50mm M10 x 130mm	
	M10-100SL M10-120SL	STAINLESS STEEL LAG SCREW M10 x 100mm M10 x 120mm	
	M10-HN	M10 HEX NUT SS	
	M10-DN	M10 DOME NUT SS	
	M10-30 M10-5HR	WASHERS M10 x 30mm Dia 2.5mm SS M10 SPRING WASHER SS	
	M10-SQ	FLAT SQUARE WASHER 50 x 50 x 3 SS	
	NG-50	BLACK NYLON GASKET 50mm Dia 0.8mm thick	



## FRAMELESS BALUSTRADE SYSTEMS



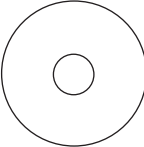
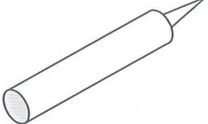
### 75mm Face Fix Single Disc Fittings

Specify glass thickness

Product	Code	Description	Price
 <p>Concrete fix</p>	JET75/S/T30	<p><b>HEAVYWEIGHT SINGLE DISC</b>  75mm diameter disc  Suitable for single line installations  30mm Standoff  Finish 316SSS  Suitable for 12mm &amp; 15mm toughened glass  Specify glass thickness  Suitable for fixing to timber concrete or steel  Glass hole 25mm</p>	
 <p>Timber fix</p>	JET75/T30-P	<p><b>HEAVYWEIGHT SINGLE DISC</b>  75mm diameter disc  Suitable for single line installations  30mm Standoff  Hidden fixing head  Powder coated aluminium  Suitable for 12mm &amp; 15mm toughened glass  Suitable for fixing to timber concrete or steel  Made of aluminium and powder coated customers specification</p> <p>All powder coat colours are to order  Minimum order 15 units  If less a short run surcharge will apply  Non standard colours from the Juralco range will incur a surcharge. P.O.A.  For standard powder coat colours refer to page 5.7</p>	

## FRAMELESS BALUSTRADE SYSTEMS

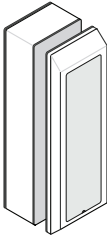
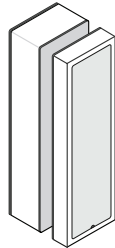
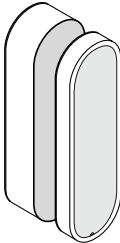
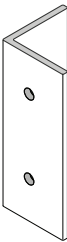
### 75mm Face Fix Single Disc Fixings

Product	Code	Description	Price
	BS-125	STAINLESS STEEL BUGLE SCREWS 14G X 125mm to be used in conjunction with the above lag screw for timber fixing	
	M12X180R	STAINLESS STEEL THREADED ROD M12 X 180mm for concrete fixing	
	NG-75	BLACK NYLON GASKET 75mm Dia 0.8mm thick	
	SIKA-SG	SIKA SUPERGRIP CARTRIDGE For all bonding of all wood fixings	
	FIS-V	FISCHER FIS-V 300T MASONRY ANCHOR FIX CARTRIDGE For bonding of rods into concrete	

## FRAMELESS BALUSTRADE SYSTEMS

### JH165 Face Fix Clamps

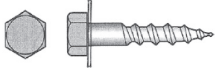
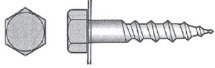

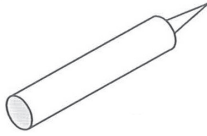
For installation details request the JH clamp technical manual  
160mm x 50mm x 30mm Standoff  
Powder Coat Finish

Product	Code	Description	Price
	JH165	BEVELLED FACE PLATE	
	JH165SF	SQUARE FACE PLATE	
	JH165R	ROUND FACE PLATE	
	JH165-BKT	HIDDEN FIXING BRACKET See JH manual	

Pricing for 15 units based on standard colours. If less, a short run surcharge will apply. Non standard colours P.O.A.

## FRAMELESS BALUSTRADE SYSTEMS


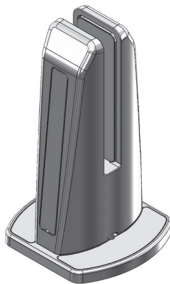
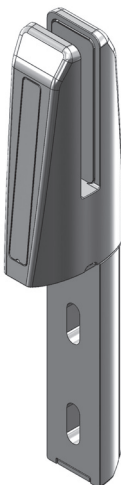
### JH165 Face Fix Clamp Fixings

Product	Code	Description	Price
	WF10-130	M10 x 130mm COACH SCREW & WASHER Stainless steel For fixing into double joists Two fixings per JH165 clamp	
	WF10-180	M10 x 180mm COACH SCREW & WASHER Stainless steel For fixing into triple joists Two fixings per JH165 clamp	
	MF10-130	M10 x 130mm THREADED ROD, HEX NUT & WASHER Stainless steel Concrete fixing Two fixings per JH165 clamp	
	SIKA-SG	SIKA SUPERGRIP CARTRIDGE For all bonding of all wood fixings	
	FIS-V	FISCHER FIS-V 300T MASONRY ANCHOR FIX CARTRIDGE For bonding of rods into concrete	

## FRAMELESS BALUSTRADE SYSTEMS

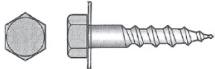



### Series II Matador Mini Posts

Series II Matador Mini Posts are made from 2205 Duplex Stainless Steel.  
Suitable for 12mm, 13.52mm and 15mm thick glass.

Product	Code	Description	Price per length
	MP-T1-SSS	Top fixing with hidden base plate	
	MP-T1-PSS		
	MP-T5-SSS	Top fixing with four hole base plate	
	MP-T5-PSS		
	MP-F2-SSS	Face fixing with two point concealed fixing	
	MP-F2-PSS		
		All available in powder coat finish	
Full installation manual available on request.			




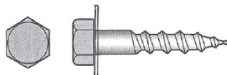
## FRAMELESS BALUSTRADE SYSTEMS

### Series II Matador Post Fixings

Product	Code	Description	Price
	WF10-130	M10 x 130mm COACH SCREW & WASHER Stainless steel For face fix installations	
	WF12-160	M12 x 160mm COACH SCREW & WASHER Stainless steel For top fix installation	
	BS-125	14G X 125mm BUGLE SCREWS Stainless steel Used with M12 x160mm coach screw for top fix installation	
	CSW-140	M10 x140mm CSK COACH SCREW Stainless steel For top fix installation when using four hole base plate	
	MF10-160	THREADED ROD, FLAT WASHER & NUT Stainless steel For face fix concrete installation	
	MF12-150	THREADED ROD, FLAT WASHER & NUT Stainless steel For single point concrete top fix installation	
	FBS-8x80	FISCHER COUNTER SUNK CONCRETE FIXING Stainless steel For top fix installation when using the four hole base plate	

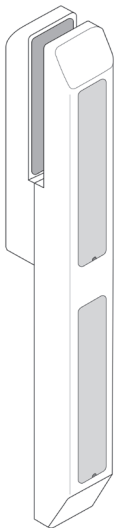


## FRAMELESS BALUSTRADE SYSTEMS

### Edgetec Matador Mini Post

Product	Code	Description	Price
	ET/MP2/ SSS	STRUT POST BASE FIX 2 point fixing to substrate 2205 duplex grade Satin Stainless Steel For 12mm and 13.52 glass	
	MF12-150	THREADED ROD, FLAT WASHER & NUT Stainless Steel Fo concrete installation	
	SF-40	HEX BOLT, FLAT WASHER & NUT Steel Fix M10 x 40mm Stainless Steel	
	WF12-160	STAINLESS STEEL COACH SCREW & HD FLAT WASHER Stainless Steel Fo timber installation	

## FRAMELESS BALUSTRADE SYSTEMS

### Aluminium Mini Post Face Fix

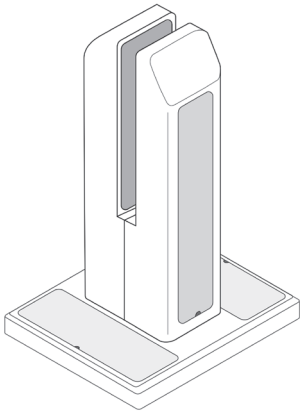



Product	Code	Description	Price
		To suit 12mm toughened glass Suitable for domestic C3 balustrades and pool fences 400mm long	
	MPF-S	Post in Silver Frost P/C	
	MPF-P	Powder coat colour to order If less than ten posts a powder coat surcharge will apply Non standard colours from the Juralco range will have a surcharge. P.O.A.	
	MF10-130	CONCRETE FIXING M10 x 130 threaded rod, hex nut & washer SS	
	WF10-130	TIMBER FIXING M10 x 130 Coach Screw & Washer SS	

NOTE: For standard powder coat colours see page 5.7.



## FRAMELESS BALUSTRADE SYSTEMS

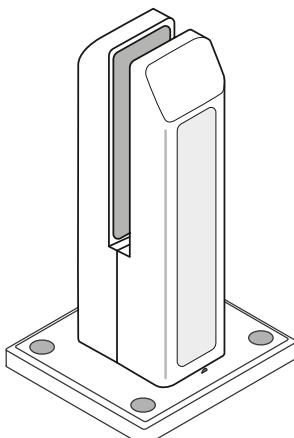
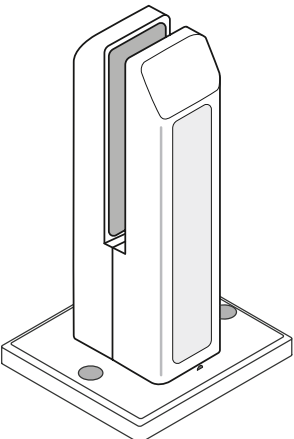
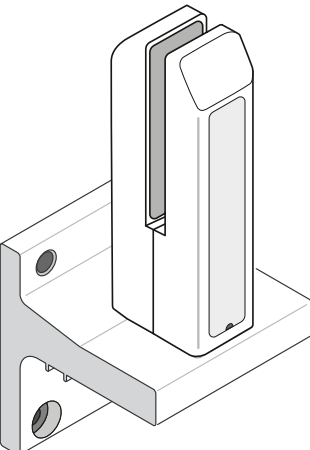
### Aluminium Mini Post Top Fix Concealed Fixing

Product	Code	Description	Price
		To suit 12mm toughened glass Suitable for domestic C3 balustrades and pool fences	
	MPT-CS	Post in Silver Frost Finish P/C	
	MPT-CP	Powder coat colour to order If less than ten posts a powder coat surcharge will apply Non standard colours from the Juralco range will have a surcharge. P.O.A.	
	FBS-8x80	FISCHER COUNTER SUNK CONCRETE FIXING Stainless steel	
	CSW-120	Timber Fixing M10 x 120 CSK coach screw SS	
	SF-30	Steel Fixing CSK machine screw for threading into steel structure M10 x 30 SS	

NOTE: For standard powder coat colours see page 5.7.




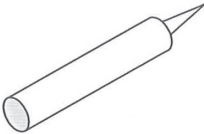
## FRAMELESS BALUSTRADE SYSTEMS

### Aluminium Mini Post Top Fix Exposed Fixing

Product	Code	Description	Price
		To suit 12mm toughened glass Suitable for domestic C3 balustrades and pool fences	
	MPT-W	MINI POST with standard JET 300 base plate for timber fixing Requires 4 x M10 coach screws see page 5.28	
	MPT-M	MINI POST with standard JE301 base plate for concrete or steel fixing Requires 2 x M12 fixings see page 5.29	
	MPT-G	MINI POST with standard JET 137/65 Gutter bracket fixing Requires 4 x M10 fixings see page 5.29	
		Powder coat colour to order If less than ten posts a powder coat surcharge will apply Non standard colours from the Juralco range will have a surcharge. P.O.A.  NOTE: For standard powder coat colours see page 5.7.	

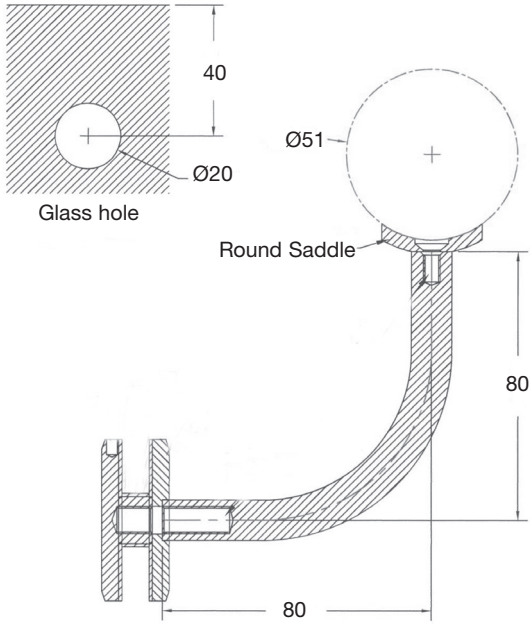
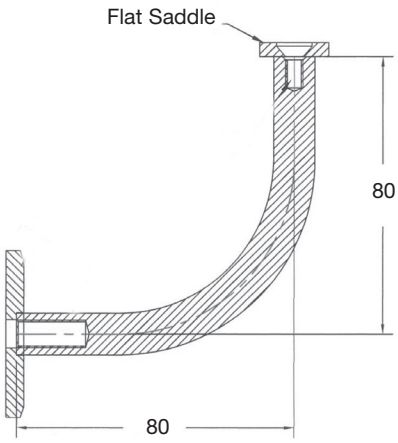
## FRAMELESS BALUSTRADE SYSTEMS

### Aluminium Mini Post Exposed Fixings

Product	Code	Description	Price
	WF10-130	M10 x 130mm COACH SCREW & WASHER 316 Stainless steel Suits JET300 and JET 137/65 Fixing plates for timber installations	
	WD10-130	M10 x 140mm LAG SCREW WITH FLAT WASHER & DOME NUT 316 Stainless steel Attractive wood fixing option for JET30 timber fixing	
	CF12-130	M12 x 140mm THREADED ROD, WASHER AND DOME NUT 316 Stainless steel Suits JET301 base plate For concrete fixing 316SS	
	SIKA-SG	SIKA SUPERGRIP CARTRIDGE For all bonding of all wood fixings	
	FIS-V	FISCHER FIS-V 300T MASONRY ANCHOR FIX CARTRIDGE For bonding of rods into concrete	

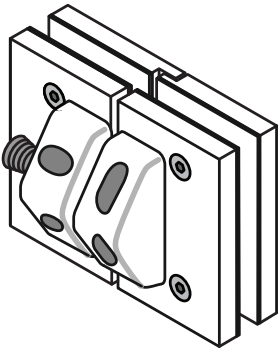
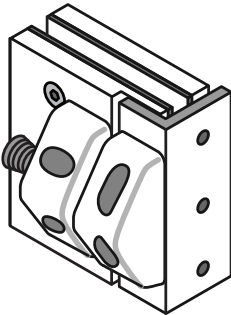
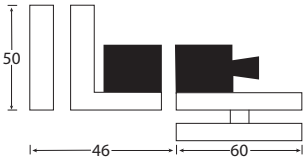
## FRAMELESS BALUSTRADE SYSTEMS

### Balustrade Handrail Brackets

Product	Description	
	<p>CURVED HANDRAIL BRACKETS 12mm Rod Diameter 316 Stainless Steel Glass Fixing Suit 10, 12, or 15mm Glass Available with Flat or Curved saddles</p> <p>STD Finish: Satin Stainless Polished Stainless available on request with leadtime</p>	
	CODE	PRICE
	HBG90-FS-SSS HBG90-CS-SSS	
	<p>CURVED HANDRAIL BRACKETS 12mm Rod Diameter 316 Stainless Steel Wall Mounting with M8 Lag Screw Available with Flat or Curved saddles</p> <p>STD Finish: Satin Stainless Polished Stainless available on request with leadtime</p>	
	CODE	PRICE
	HBW90-FS-SSS HBW90-CS-SSS	

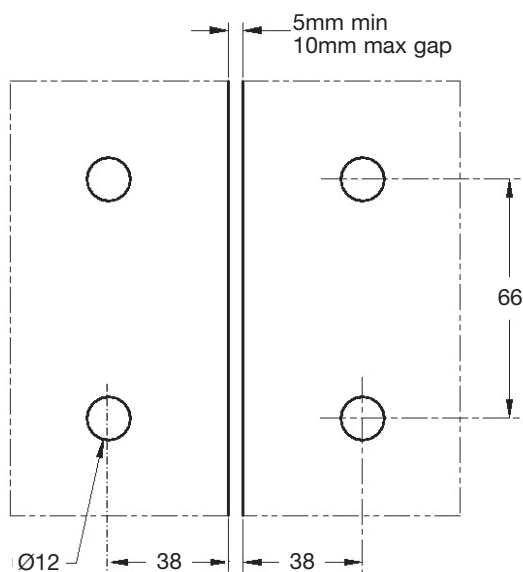
## FRAMELESS BALUSTRADE SYSTEMS

### Malibu Pool Gate Latches

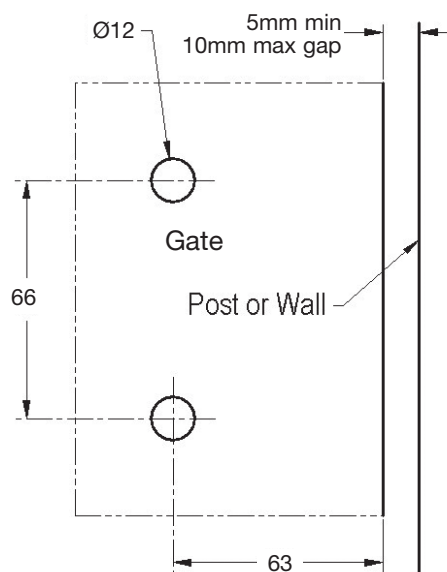
Product	Code	Description	Price
These latches are designed to match both the Malibu and Laguna series pool gate hinges.			316 SSS & 316 PSS
	MGL-SSS	GLASS TO GLASS POOL GATE LATCH Suits 10mm & 12mm glass Finish 316 SSS	
	MGL-PSS	GLASS TO GLASS POOL GATE LATCH Suits 10mm & 12mm glass Finish 316 PSS	
	MGL-P-SSS	GLASS TO POST OR WALL GATE LATCH Suits 10mm & 12mm glass Finish 316 SSS	
	MGL-P-PSS	GLASS TO POST OR WALL GATE LATCH Suits 10mm & 12mm glass Finish 316 PSS	
	MGL-90-SSS	90° GLASS TO GLASS LATCH Suits 10mm & 12mm glass Finish 316 SSS	
	MGL-90-PSS	90° GLASS TO GLASS LATCH Suits 10mm & 12mm glass Finish 316 PSS	

## FRAMELESS BALUSTRADE SYSTEMS

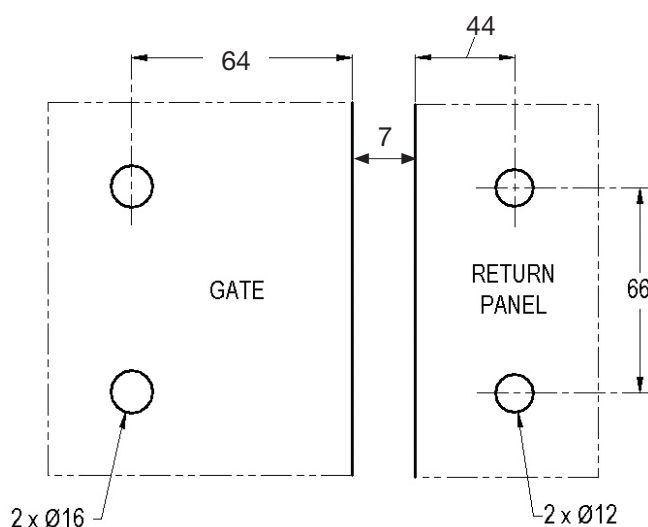
### Malibu Pool Gate Latch Preparation



MGL – Glass to Glass



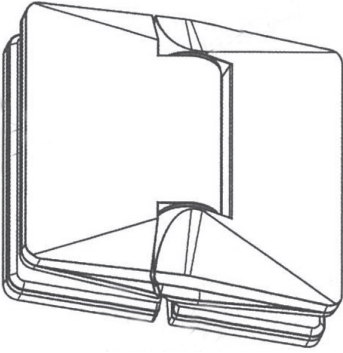
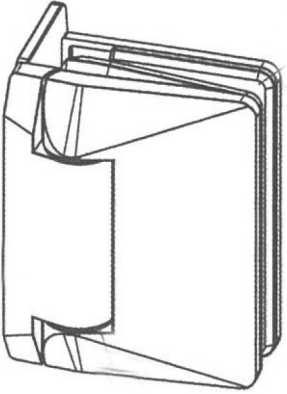
MGL-P – Wall to Post to Glass



MGL-90

## FRAMELESS BALUSTRADE SYSTEMS

### Atlantic Soft Close Pool Gate Hinge Sets

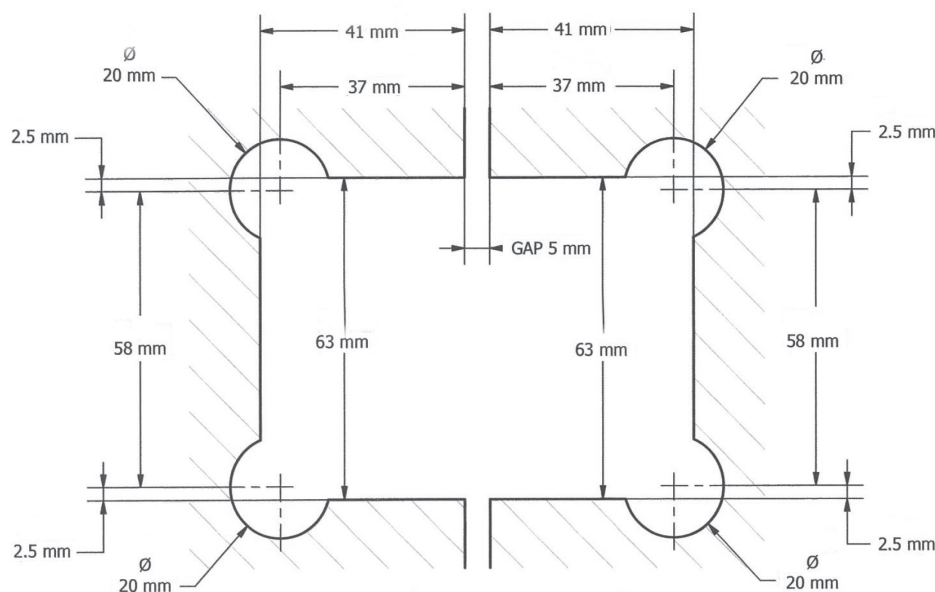
Product	Description		
	MAX GATE WIDTH 950MM Made from Duplex 2205 Stainless Steel 10mm & 12mm Toughened Glass Sold as pair for one gate		
	CODE	Description	PAIR PRICE
	530-GG-PSS	Glass to Glass Polished	
	530-GG-SSS	Glass to Glass Satin	
	530-GG-MB	Glass to Glass Matt Black	
	530-WG-PSS	Wall to Glass Polished	
	530-WG-SSS	Wall to Glass Satin	
	530-WG-MB	Wall to Glass Matt Black	

For Glass cutout details see page 5.38.

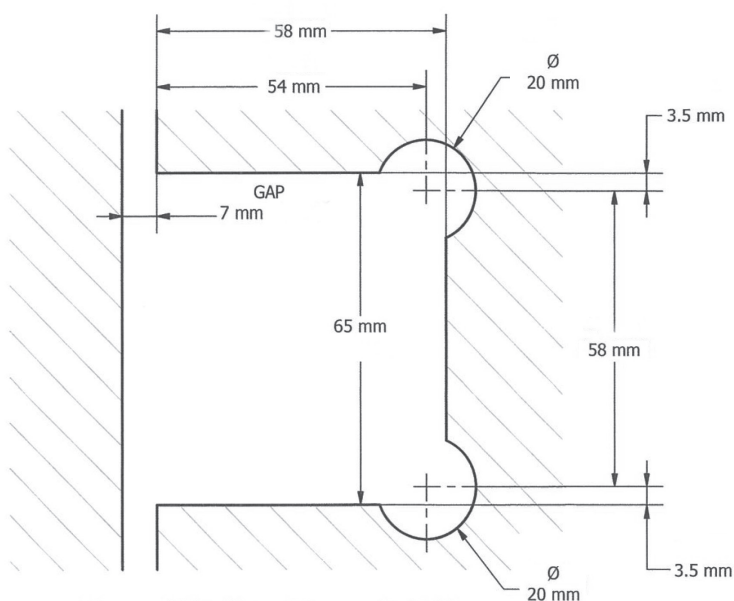
## FRAMELESS BALUSTRADE SYSTEMS

### Atlantic Soft Close Pool Gate Hinge Sets Glass Cutout Details

#### 530-GG GLASS TO GLASS CUTOUT



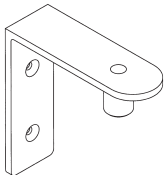
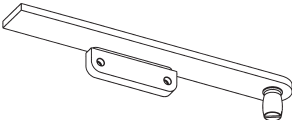
#### 530-WG GLASS TO WALL CUTOUT





## FRAMELESS BALUSTRADE SYSTEMS

### Pool Gate Pivot Components

Product	Code	Description	Price
	PWA	POOL GATE WALL MOUNT PIVOT ARM Used with on PF20 patch fitting for glass to wall Finish 316SSS	
	PGA-1	POOL GATE PATCH TO PATCH PIVOT ARM Used with 1 x PF20 and 1 x PF10 patch fittings For 180 Glass to glass installation Requires floor spring or ozone FH-100NHO closer Finish 316SSS	

