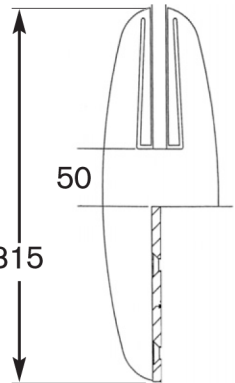

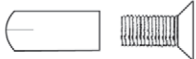





SECTION 5: FRAMELESS BALUSTRADE HARDWARE INDEX

Product	Page
Nautech Strut Post Face Fix / Base Fix	5.1, 5.2, 5.3, 5.4
Nautech Strut Post Setout Details	5.5
Strut Post SP155 Base Fix / Setout Details	5.5A, 5.5B
Strut Post PL400 Face Fix / PL200 Base Fix / Setout Details	5.5C, 5.5D, 5.5E
50mm Disc Fittings	5.6, 5.7
50mm Disc Components	5.8
Fixing Components for 50mm Disc Fittings	5.9
50mm Double Disc Setout Details	5.10
75mm Single Disc Fittings	5.11
100mm Single Disc Fittings	5.12
Fixing Components for 75mm & 100mm Disc Fittings	5.13
PF150 Plate Fix Fittings	5.14
PF150 Plate Fix Fixing Details	5.15
PF150 Plate Fix Typical Setout Details	5.16
PF150 Plate Fix Design Options	5.17
BA112 & BA130 Glass Setout Details	5.18
BA112 Base Fix Domestic Channel	5.19
BA112 Base Fix Commercial Channel	5.20
BA112 Base Fix Components	5.21
BA130 Side Fix Domestic Channel	5.22
BA130 Side Fix Commercial Channel	5.23
BA130 Side Fix Components	5.24
BA112 & BA130 Fixing Components	5.25
PosiGlaze Balustrade System, Components and Fixings	5.25A, B, C, D, E, F
Panel Clamps, Connector Rail, Handrail Section	5.26
Glass Clamps	5.27
Link Rail S25 Railing System / Fixing Details	5.27A, B
Pool Gate Hinges	5.28, 5.29, 5.30
Pool Gate Latches	5.31, 5.32
Pool Gate Latch Glass Preparation	5.33
Ozone Pool Gate Components / Glass Cut Out / Setout	5.34A, B, C, D, E
Pool Gate Pivot Arms, Sealing Compound, Grout	5.34
Pool Gate Latch and Pivot Applications	5.35
Balustrade Handrail Brackets	5.36

FRAMELESS BALUSTRADE SYSTEMS

Nautech Strut Post Face Fix “Patent No. NZP561106”

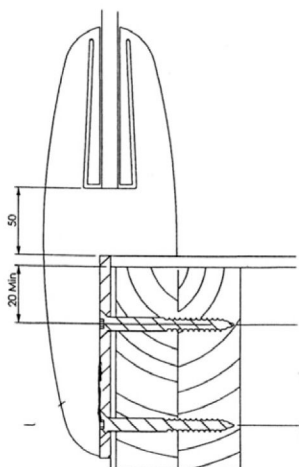
Product	Code	Description	Price
		Nautech Strut Post Face Fix Compliant to NZS1170 for use in domestic and commercial balustrades and pool fences To be used with 12mm glass No holes or cut outs required in glass	
	NSF-315	Face Fix Strut Post Four point fixing to structure 316 SSS 316 PSS	
	CSW-100	M10 x 100mm Counter Sunk Wood fix coach screw 316SS	
	MF-43	Masonry Fix Insert M10 and CSK M10 x 20mm Machine screw Insert plated steel CSK screw 316SS Masonry hole detail 12mm dia x 43mm deep	
	CBW-120	Wood Fix Fix M10 x 120mm Countersunk bolt with HD Flat Washer or hex nut 316SS	
	SF-25	Metal Fix M10 x 25mm Countersunk machine screw 316SSS	
	DBW-130	Wood Fix M10 x 130 Rod with dome nut face fix and hex nut back fix 316SS	

Setout Details Page 5.5

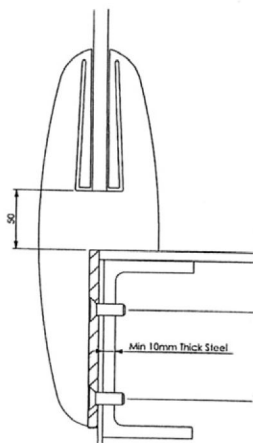
Producer Statements Available on Request

FRAMELESS BALUSTRADE SYSTEMS

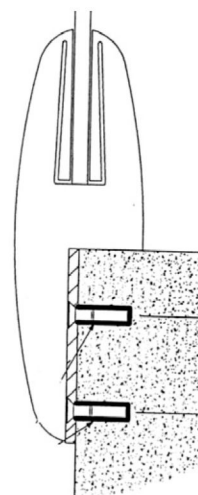
Nautech Face Fix Installations "Patent No. NZP561106"



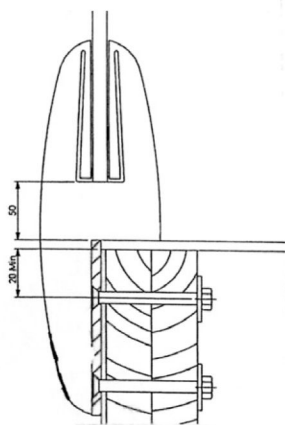
Domestic Wood Fix
CSW-100 Fixing



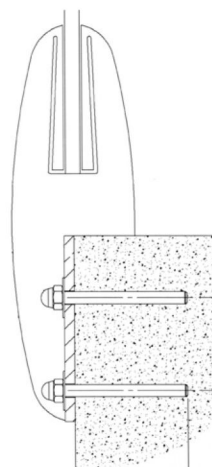
Commercial &
Domestic Steel Fix
SF-25 Fixing



Domestic Concrete
Fix MF-43 Fixing



Commercial &
Domestic Wood Fix
CBW-120 or
DBW-140 Fixing

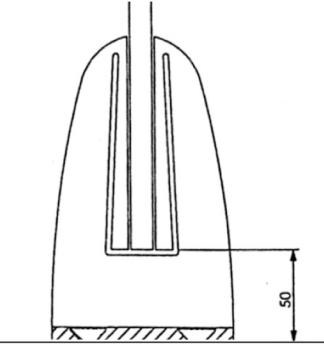

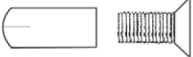


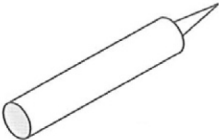


Commercial
Concrete Fix
DF-100 Fixing

See page 5.5
for Nautech
Design
Parameters

FRAMELESS BALUSTRADE SYSTEMS

Nautech Strut Post Base Fix

Product	Code	Description	Price
		Nautech Strut Post Base Fix Compliant to NZS1170 for use in domestic and commercial balustrades and pool fences To be used with 12mm glass No holes or cut outs required in glass	
	NBF-168	Base Fix Strut Post Four point fixing to structure 316 SSS 316 PSS	
	CSW-100	M10 x 100mm Counter Sunk Wood fix coach screw 316SS	
	MF-43	Masonry Fix Insert M10 and CSK M10 x 20mm Machine Screw Insert Plated steel CSK screw 316SS Masonry hole detail 12mm Dia x 43 deep	
	DF-100	Masonry Fix M10 x 100mm Threaded rod HD Flat Washer or dome nut	
	SF-25	Metal Fix M10 x 25mm Countersunk Machine Screw 316SSS	
	Sika-1	Masonry Anchor Fix Sika-1 Fits standard cartridge gun	

10d Maurice Rd, Penrose

PO Box 12065, Penrose, Auckland 1642, New Zealand

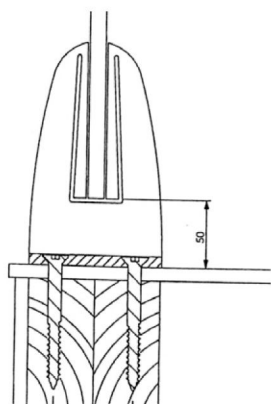
Phone 09 526 4094 Fax 09526 4241

Website www.platinumhg.co.nz

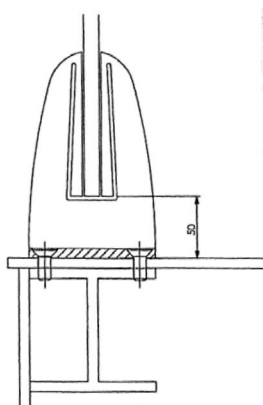
FRAMELESS BALUSTRADE SYSTEMS

Nautech Base Fix Installations

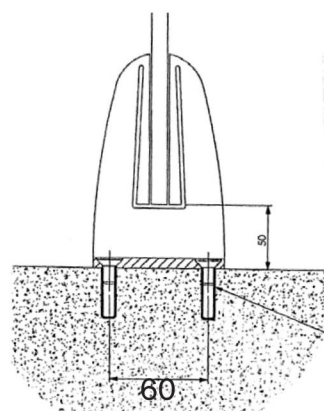
Typical Nautech Base Fix Strut Post
Fixing details to comply with NZS1170
Full details available on request



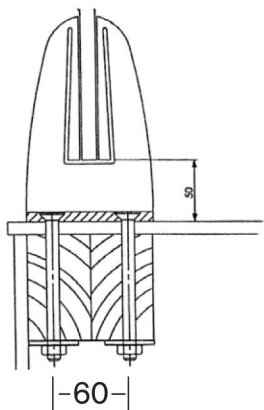
Domestic Wood Fix
CSW-100 Fixing



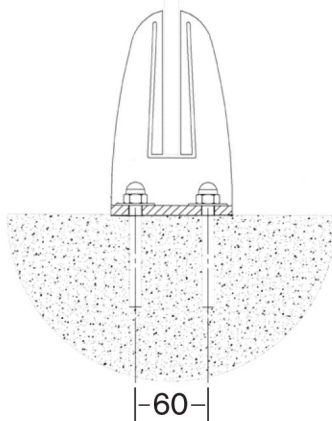
Commercial &
Domestic Steel Fix
SF-25 Fixing



Domestic Concrete Fix
MF-43 Fixing



Commercial &
Domestic Wood Fix
CBW-120 or
DBW-140 Fixing

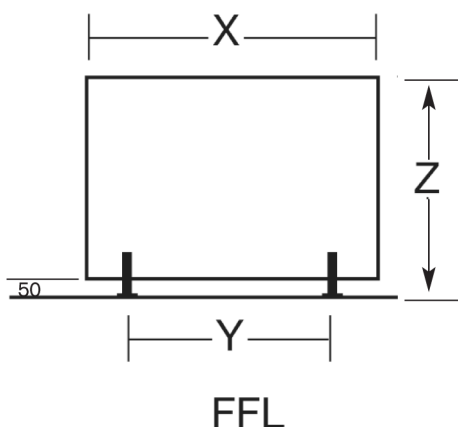


Commercial
Concrete Fix
DF-100 Fixing

See page 5.5
for Nautech
Design
Parameters

FRAMELESS BALUSTRADE SYSTEMS

Design Parameters for Nautech Strut Post System



Pool fence Set out for 2 Strut posts per panel

X = Maximum width of 1500mm

Y = Maximum width of 1000mm centres

Domestic Balustrade Set out for 2 Strut posts per panel

X = Maximum width of 1300mm

Y = Maximum width of 1000mm centres

Commercial Set out for 2 Strut posts per panel

X = Maximum width of 1000mm

Y = Maximum width of 700mm centres

Z = Domestic height from FFL

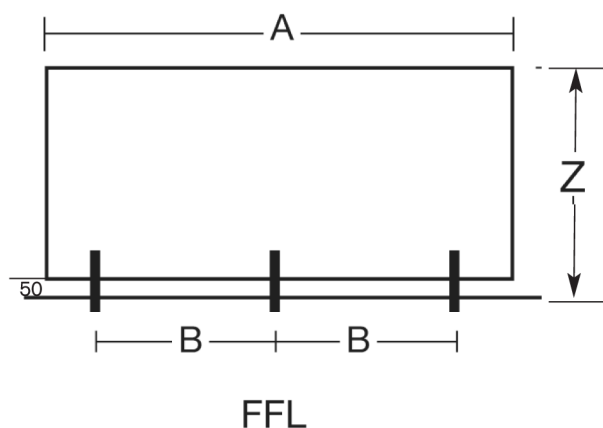
Z = Pool Fence height from FFL

Z = Commercial height from FFL

1000mm Glass thickness 12mm toughened

1200mm Glass thickness 12mm toughened

1100mm Glass thickness 12mm toughened



Pool fence Set out for 3 Strut posts per panel

A = Maximum width of 2500mm

B = Maximum width of 1000mm centres

Domestic Set out for 3 Strut posts per panel

A = Maximum width of 2300mm

B = Maximum width of 1000mm centres

Commercial Set out for 3 Strut posts per panel

A = Maximum width of 1700mm

B = Maximum width of 700mm centres

Note: Larger Panels can be used by applying the above formulas.

*Specific drawings available for Commercial & Domestic installations available on request for timber, concrete & steel installations.

10d Maurice Rd, Penrose


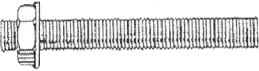

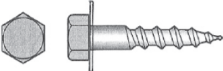
PO Box 12065, Penrose, Auckland 1642, New Zealand

Phone 09 526 4094 Fax 09526 4241

Website www.platinumhg.co.nz

FRAMELESS BALUSTRADE SYSTEMS

StrutPost SP155 BaseFix

Product	Code	Description
		StrutPost SP155 BaseFix For Occupancy A, B, C3, E and pool fences. To be used with 12mm toughened glass No holes or cut outs required in glass
	SP155	StrutPost BaseFix 2 point fixing to substrate 2205 duplex grade Stainless Steel
	MF-115	Masonry Fix M10 x 115mm Threaded Rod, Flat Washer and Nut Stainless Steel
	SF-40	Steel Fix M10 x 40mm Hex Bolt, Flat Washer and Nut Stainless Steel
	WF-180	Pool Fence only Wood Fix M10 x 150mm Stainless Steel Coach Screw & HD Flat Washer

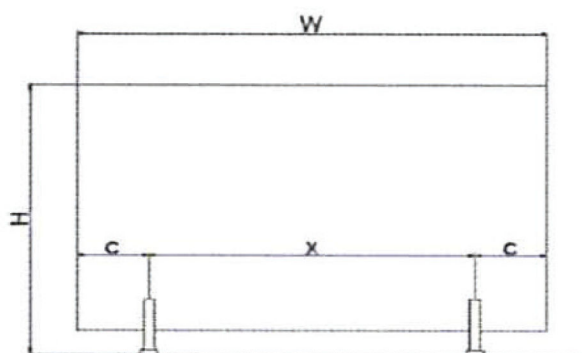
See Setout details page 5.5B

Producer Statements Available on Request

FRAMELESS BALUSTRADE SYSTEMS

Setout Details for StrutPost SP155 BaseFix

2 StrutPosts Per Panel



Domestic and Residential Occupancy A and A other (C3)

H = 1000mm

X = 1000mm, C = 200mm, W = 1400mm
or

H = 1000mm

X = 700mm, C = 350mm, W = 1400mm

Commercial occupancy C3, B and E

H = 1100mm

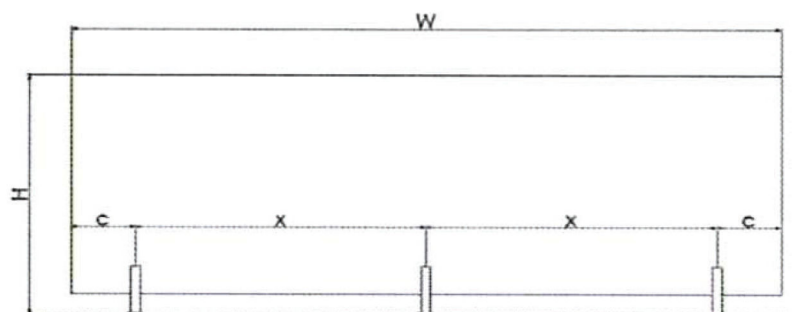
X = 700mm, C = 150mm, W = 1000mm

Pool Fence

H = 1200mm

X = 1000mm, C = 500mm, W = 2000mm

3 StrutPosts Per Panel



Domestic and Residential Occupancy A and A other (C3)

H = 1000mm

X = 1000mm, C = 200mm, W = 2400mm
or

H = 1000mm

X = 700mm, C = 350mm, W = 2100mm

Commercial occupancy C3, B and E

H = 1100mm

X = 700mm, C = 150mm, W = 1700mm

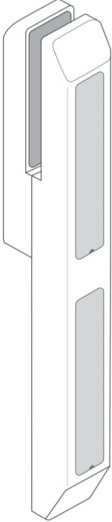

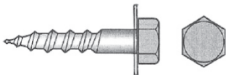

Pool Fence

H = 1200mm

X = 1000mm, C = 500mm, W = 3000mm

FRAMELESS BALUSTRADE SYSTEMS

StrutPost PL400 FaceFix

Product	Code	Description
		PL400 StrutPost FaceFix Occupancy A, B, E & C3 Compliant to AS/NZS1170 for use in balustrades and pool fences. Adjustable for glass alignment. Concealed fixings. To be used with 12mm toughened glass. Available in Standard Silver Frost Finish. Special colours on request. Powder coated Aluminium.
	PL400	Post in Silver Frost P/C
	PL400-1	Selected P/C Colour 1-5 units
	PL400-6	Selected P/C Colour 6 plus units
	MF-130	Masonry Fixing M10 x 130 Rod with Nut & Washer
	WF-160	Timber Fixing M10 x 160 Coach Screw & Washer SS
	SF-30	Steel Fixing Counter Sunk Machine Screw For tapping into steel. M10 x 30 SS

Please note: Custom colours can be selected from the Standard Dulux Duralloy range.

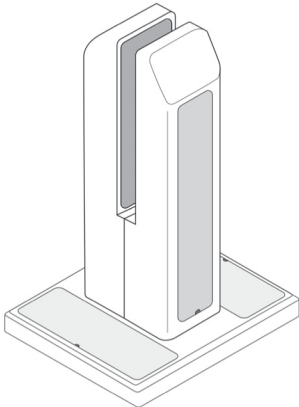



Please contact us to ensure colour requested is available.

See setout details on page 5.5E

PS1 Available on request.

FRAMELESS BALUSTRADE SYSTEMS

StrutPost PL200 BaseFix

Product	Code	Description
	PL200 StrutPost BaseFix Occupancy A, B, E & C3 Compliant to AS/NZS1170 for use in balustrades and pool fences. Adjustable for glass alignment. Concealed fixings. To be used with 12mm toughened glass. Available in Standard Silver Frost Finish. Special colours on request. Powder coated Aluminium.	
	PL200	Post in Silver Frost Finish P/C
	PL200-1	Selected P/C Colour 1-5 units
	PL200-6	Selected P/C Colour 6 plus units
	CSM-120	Masonry Fixing CSK Sleeve Anchor for masonry fixing M10 x 120mm SS
	CSW-120	Timber Fixing M10 x 120 CSK coach screw SS
	CSW-100	Timber Fixing for Pool Fence only M10 x 100 CSK coach screw SS
	SF-30	Steel Fixing CSK machine screw for threading into steel structure M10 x 30 SS

Please note: Custom colours can be selected from the Standard Dulux Duralloy range.

Please contact us to ensure colour requested is available.

See setout details on page 5.5E

PS1 Available on request.

10d Maurice Rd, Penrose

PO Box 12065, Penrose, Auckland 1642, New Zealand

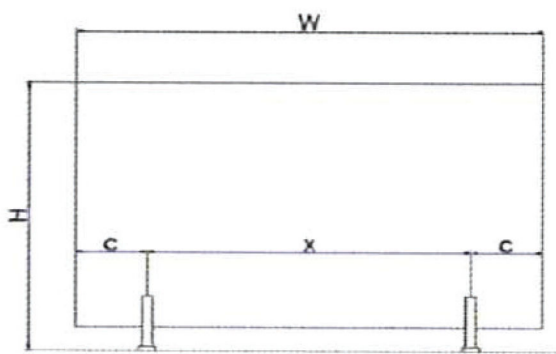
Phone 09 526 4094 Fax 09526 4241

Website www.platinumhg.co.nz

FRAMELESS BALUSTRADE SYSTEMS

Setout Details for StrutPost PL200 BaseFix and PL400 FaceFix

2 StrutPosts Per Panel



Domestic and Residential Occupancy A and A other (C3)

H = 1000mm

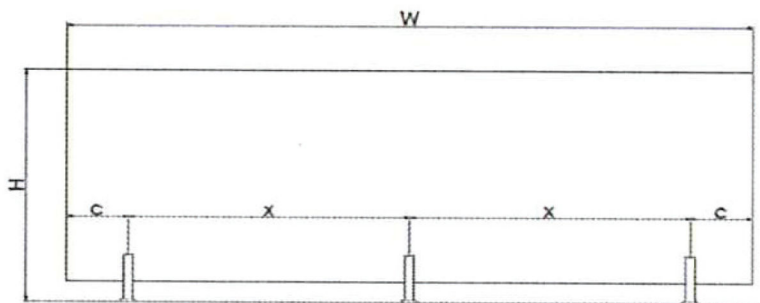
X = 1000mm, C = 150mm, W = 1300mm

Pool Fence

H = 1200mm

X = 1000mm, C = 500mm, W = 2000mm

3 StrutPosts Per Panel



Domestic and Residential Occupancy A and A other (C3)

H = 1000mm

X = 850mm, C = 150mm, W = 2000mm

Pool Fence

H = 1200mm

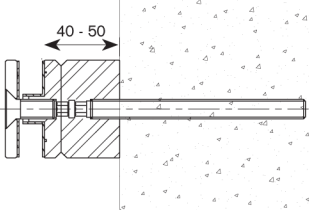
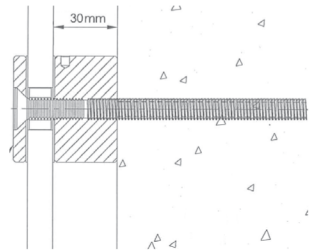
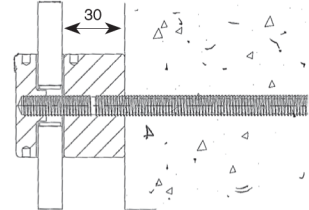
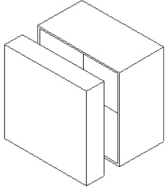
X = 1000mm, C = 500mm, W = 3000mm

Note: Larger panels can be used by applying the above formulas.

FRAMELESS BALUSTRADE SYSTEMS

50mm Disc Fittings

Specify glass thickness

Product	Code	Description
	MB50/A/T45 Patent Pending #2013900443	Heavyweight Anchor 316SSS 50mm diameter with square edge head Adjustable standoff 40mm to 50mm To suit 12mm and 15mm toughened glass MB50/A/T45 in 316SSS MB50/A/T45 in 316PSS NB: Fixings ordered separately, see M10 Rod and Lag Screw options on page 5.9 Patent Pending
	MB50/S/T30	Heavyweight Anchor 316SSS 50mm diameter with square edge head 30mm standoff Glass to wall fixing To suit 12mm and 15mm toughened glass MB50/S/T30 in 316SSS MB50/S/T30 in 316PSS NB: Fixings ordered separately, see M10 Rod and Lag Screw options on page 5.9
	SD50x30	Heavyweight Anchor 316SSS 50mm diameter button head 30mm standoff Glass to wall fixing To suit 12mm and 15mm toughened glass SD50x30 in 316SSS SD50x30 in 316PSS NB: Fixings ordered separately, see M10 Rod and Lag Screw options on page 5.9
	MD50/SQ	Square Cover Kit to convert MB50/S/T30 and SD50x30 Round Fixings to Square Sets 316SSS 316PSS Setout Details Page 5.10 Producer Statements Available on Request

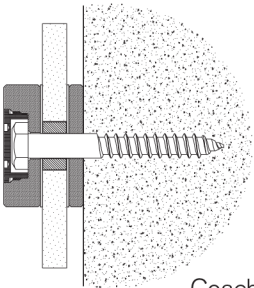
FRAMELESS BALUSTRADE SYSTEMS

Balustrade Fittings

Specify glass thickness


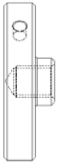


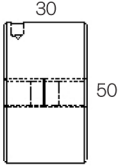
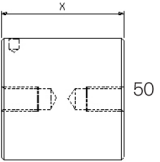

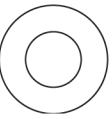
Product	Code	Description	Price
	MB50/S/6	Heavyweight Anchor 316SSS 50mm diameter with square edge head 6mm standoff Glass to cleat fixing To suit 10, 12 and 15mm toughened glass	
	MB50/R/6	Heavyweight Anchor 316SSS 50mm diameter with round edge head 6mm standoff Glass to cleat fixing To suit 10, 12 and 15mm toughened glass	
	MB50/R/T30	Heavyweight Anchor 316SSS 50mm diameter with round edge head 30mm standoff Glass to wall fixing To suit 10, 12 and 15mm toughened glass Specify fixing, threaded rod or ZP lag screw See page 5.9	

Covered Bolt Fixings

Product	Code	Description	Price
 Coach Screw Fixing	MS50/S/6	Covered Fixing to suit M10 bolts 6mm standoff 316 SSS Note: Bolts not included but can be supplied Specify coach screw or bolt length	



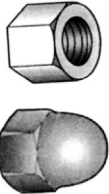
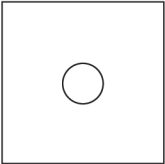
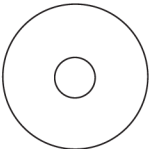
FRAMELESS BALUSTRADE SYSTEMS

50mm Disc Components

Product	Code	Description	Price
	MB50-D	50mm Dia x 6mm CSK Disc M10 316 SSS	
	SD50-B	50mm Dia Stepped Disc 10mm thick head 316 SSS	
	MB50-T6	50mm Dia x 6mm Threaded Disc M10 316 SSS	
	MB50-S6	50mm Dia x 6mm Spacer with Clearance hole for M10 Rod 316 SSS	
	MB50-B30	50mm Dia x 30mm Body M10 316 SSS	
	MB50-BX	50mm Dia Special Length Body Specify X. X = length 316 SSS	P.O.A
	FG-50	50mm Dia x .8mm Black Fibre Gasket	
	NB-20	19.5mm Dia Nylon Bush to suit M10 & M12 Rod	

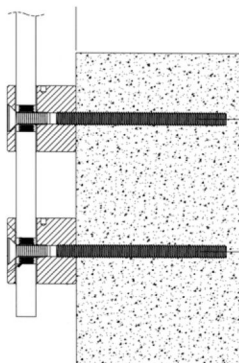
FRAMELESS BALUSTRADE SYSTEMS

Balustrade Fixings for 50mm Disc Fittings

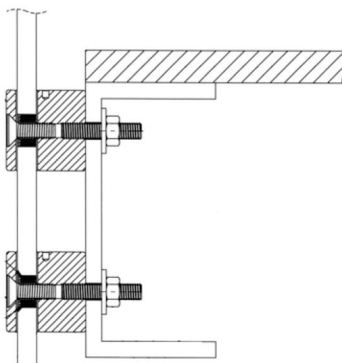
Product	Code	Description	Price
M10 Fixings for 50mm Dia Standoff Fittings			
	M10-R50	Stainless Steel Rods	
	M10-R100	M10 x 50mm	
	M10-R115	M10 x 100mm	
	M10-R140	M10 x 115mm	
	M10-100SL	M10 x 140mm	
	M10-120SL	Stainless Steel Lag Screw	
		M10 x 100mm	
		M10 x 120mm	
	M10-70ZLL	Zinc Plated Lag Screw	
	M10-100ZL	for Internal Applications	
	M10-120ZL	M10 x 70mm	
		M10 x 100mm	
		M10 x 120mm	
	M10-HN	M10 Hex Nut SS	
	M10-DN	M10 Dome Nut SS	
	M10-30	M10 x 30mm dia washers 2.5mm SS	
	M10-5HR	M10 Spring Washer SS	
	M10-SQ	50 x 50 x 3 Flat Square Washer SS	
	FG-50	50mm dia .8mm Black Fibre Gasket	
	LG-50	For internal or external applications	
		50mm dia .8mm L.D.P.E. Gasket (opaque)	
		For internal applications	

FRAMELESS BALUSTRADE SYSTEMS

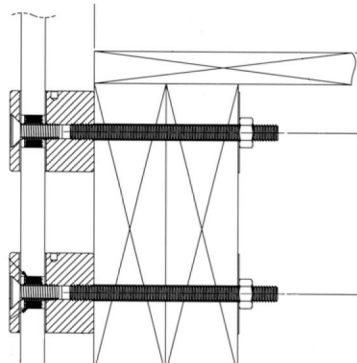
50mm Disc Fix Balustrade Setout Details



Domestic & Commercial
concrete installation with
M10-R115 stainless steel
rod fixing



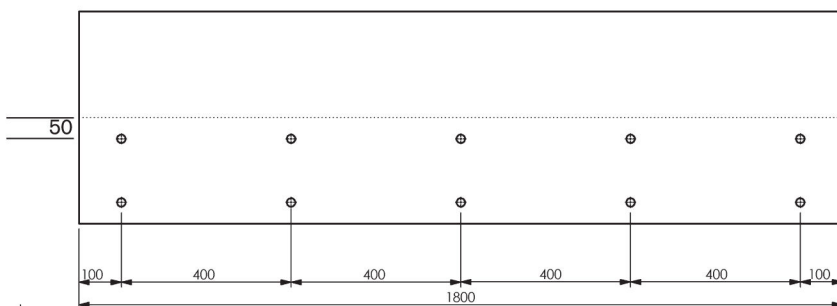
Domestic & Commercial
steel installation with
M10-R50 rod, washer &
nut in stainless steel



Commercial timber
installation with M10-R140
rod, washer & nut in
stainless steel

Please note: Request specific drawings to comply with NZS1170 standard for balustrades

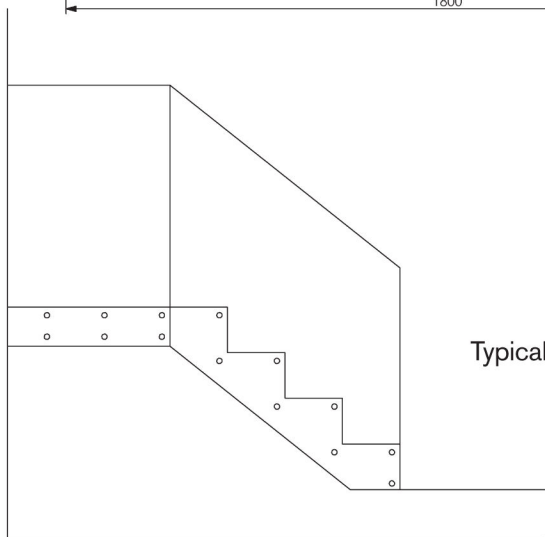
Typical Balustrade panel layout at 400mm centres



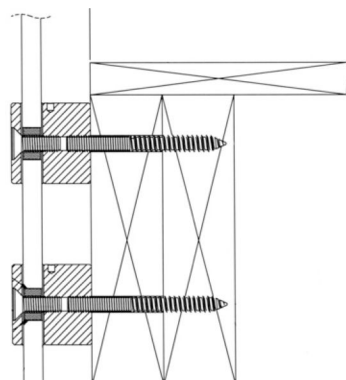
FFL

50

Commercial = 100mm min
Domestic = 75mm min



Typical Stair Layout

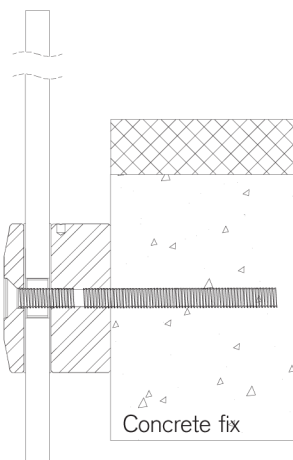
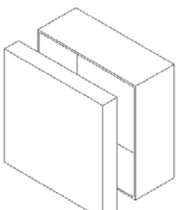


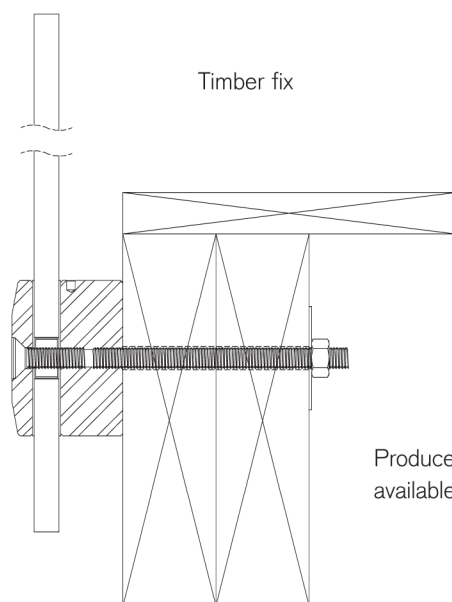
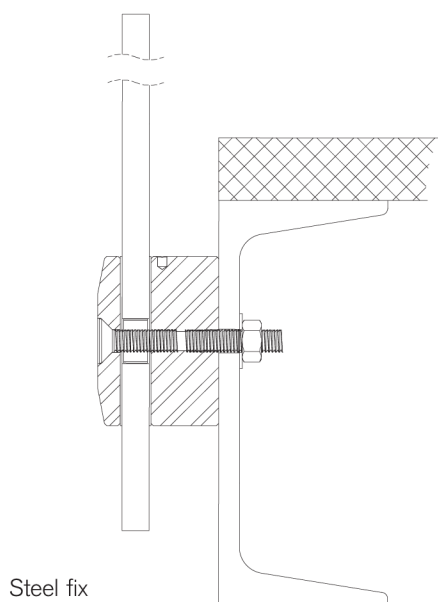
Domestic only timber
installation with M10-100SL
stainless steel lag screw fixing

FRAMELESS BALUSTRADE SYSTEMS

75mm Disc Fittings

Specify glass thickness

Product	Code	Description	Price
 <p>Concrete fix</p>	MB75/T/T30	Heavyweight Single Disc 75mm diameter disc Fitting suitable for single line Fixings at 400mmm max centres 30mm Standoff Suitable for 12mm and 15mm toughened glass Specify glass thickness NB: Fixings ordered separately See M12 Rod Fixings on page 5.13	
	MB 75-SQ	Square Cover Kit to convert MB75/T/T30 to square fitting 316SSS 316PSS	



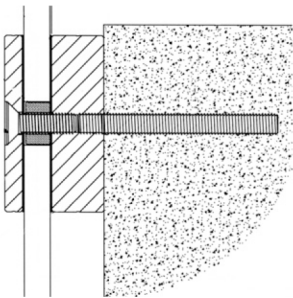
Producer statements
available on request.

10d Maurice Rd, Penrose
PO Box 12065, Penrose, Auckland 1642, New Zealand
Phone 09 526 4094 Fax 09526 4241
Website www.platinumhg.co.nz

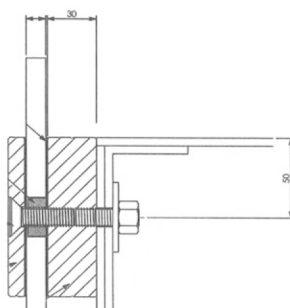
FRAMELESS BALUSTRADE SYSTEMS

100mm Single Disc Fixing

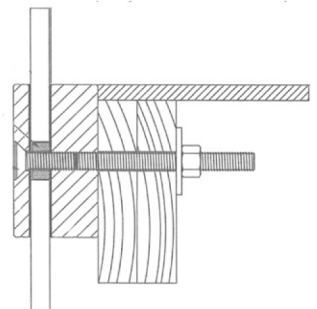
Product	Code	Description	Price
	MB100/S/T30	Heavy Weight Fixing Disc Suitable for Single Line Fixings Glass thickness 12mm or 15mm Compliant to NZS1170 for use in domestic and commercial installations	
		NB: Fixings ordered separately See M12 Rod Fixings on page 5.13	



Concrete Installation

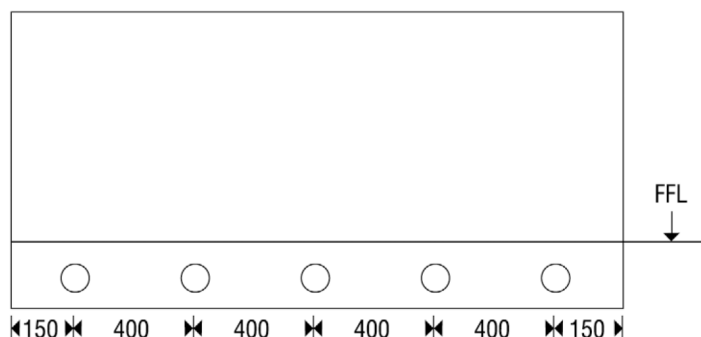


Steel Installation



Timber Installation

Typical setout for MB100/S/T30 and MB75/T/T30 Fittings


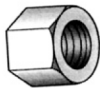

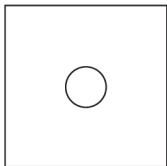
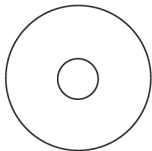


Max 400mm Centres

Producer statement
available on request.






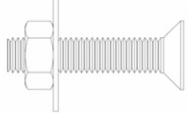
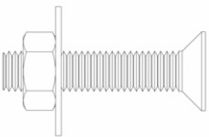

FRAMELESS BALUSTRADE SYSTEMS

Balustrade Fixings 75mm and 100mm Disc Fittings

Product	Code	Description	Price
	M12-R60	Stainless Steel Rods	
	M12-R120	M12 x 60mm SS	
	M12-R150	M12 x 120mm SS	
		M12 x 150mm SS	
 	M12-HN	M12 Hex Nut SS	
	M12-DN	M12 Dome Nut SS	
	M12-SW	M12 Spring Washer SS	
	M12-SQ	M12 50 x 50 x 3 Flat Square Washer SS Used with rod and nut When fixing 75mm or 100mm discs to timber	
	FG-75	75mm dia x .8mm Black Gasket suitable for internal & external applications	
	LG-75	75mm dia x .8mm L.D.P.E. Gasket (opaque) For internal applications	
	FG-100	100mm dia x .8mm Black Gasket suitable for internal & external applications	
	LG-100	100mm dia x .8mm L.D.P.E. Gasket (opaque) For internal applications	

FRAMELESS BALUSTRADE SYSTEMS

PF150 Plate Fix Fittings

Product	Code	Description	Price
		PF150 Plate Fix Fitting. Compliant to AS/NZ1170 for use in both domestic and commercial balustrades and pool fences.	
	PF-150	Plate Fix Fitting Single or Double point fixing 316SSS Finish	
	CBW-120	Wood fix M10 x 120mm CSK Socket screw, 50mm diameter Washer & Hex Nut - 316SSS (Single point fix X 2 fixing)	
	CBW-130	Wood fix M12 x 130mm CSK Socket screw, 50mm diameter Washer & Hex Nut - 316SSS (Single point fix X 1 fixing)	
	MF110	Hilti 10mm Masonry Sleeve (Double point fix X 2 fixings)	
	MF125	Hilti 12mm Masonry Sleeve (Single point fix X 1 fixing)	
	SF50-10	Metal Fix 10 x 50mm CSK Socket screw, flat washer & Hex Nut 316SSS (Double point fix X 2 fixings)	
	SF50-12	Metal Fix 12 x 50mm CSK Socket screw, flat washer & Hex Nut 316SSS (Single point fix X 1 fixing)	
	FG-150	Fibre Gasket 1mm thick	

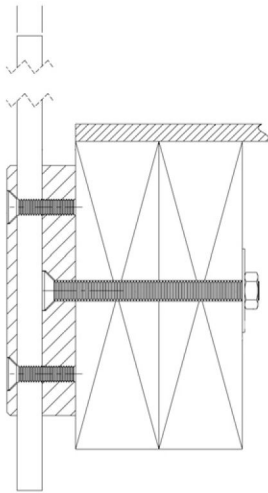
FRAMELESS BALUSTRADE SYSTEMS

PF150 Plate Fix Fitting Commercial & Domestic Installation

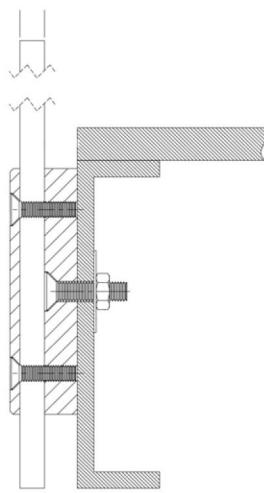
Typical PF150 fixing details to comply with AS/NZS1170.
Full details & Producer Statements available on request.

Commercial glass thickness 15mm

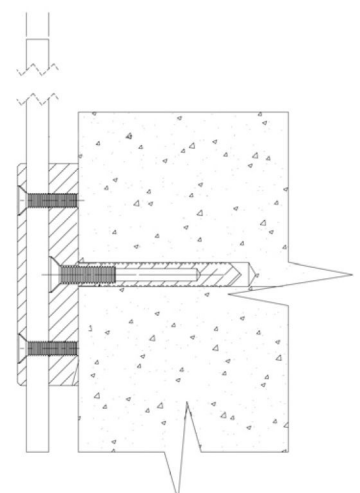
Domestic glass thickness 12mm



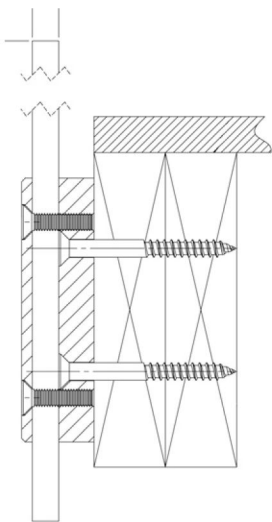
Timber Single Point fix
Wood fix CBW - 130



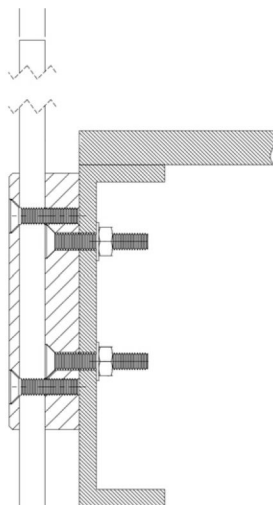
Steel Single Point fix
Metal fix SF50 - 12



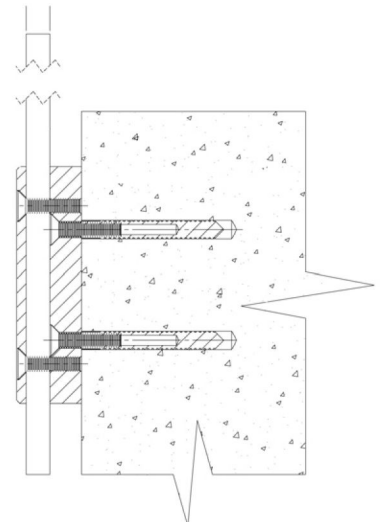
Concrete Single Point fix
Hilti 12mm MF125



Timber Double Point fix
Wood fix CBW - 120



Steel Double Point fix
Metal fix SF50 - 10



Concrete Double Point fix
Hilti 10mm MF110

10d Maurice Rd, Penrose

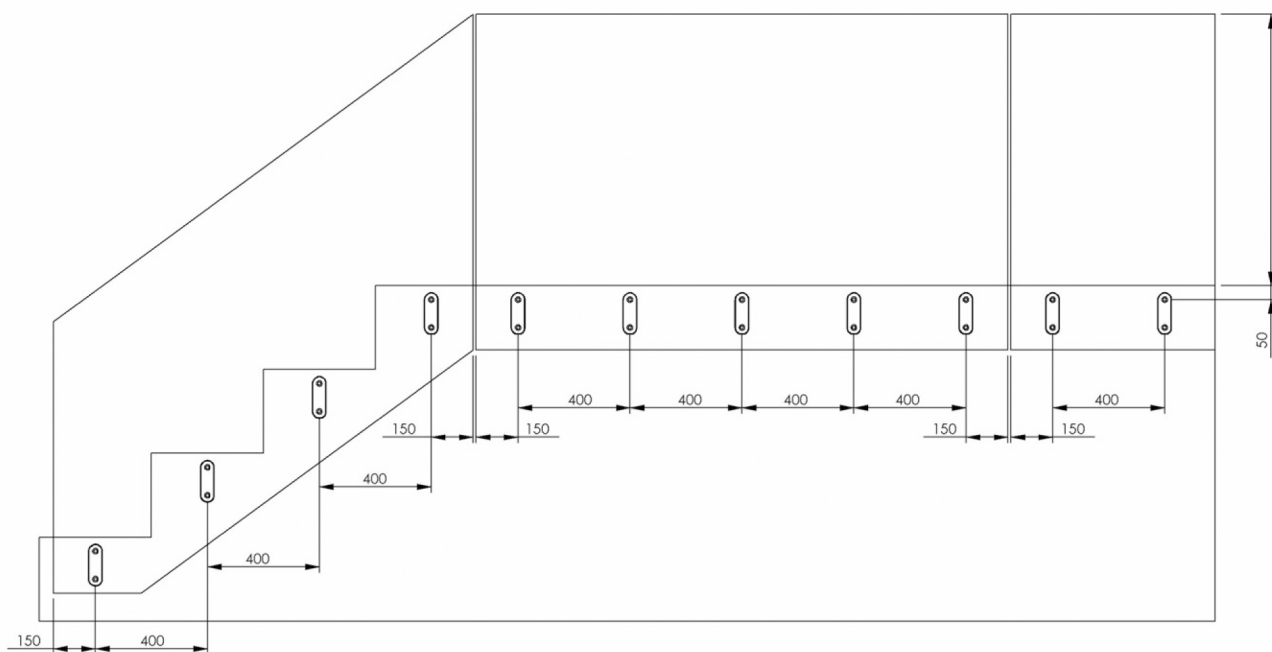
PO Box 12065, Penrose, Auckland 1642, New Zealand

Phone 09 526 4094 Fax 09526 4241

Website www.platinumhg.co.nz

FRAMELESS BALUSTRADE SYSTEMS

PF150 Plate Fix : Typical Setout



Typical set out 400mm maximum centres

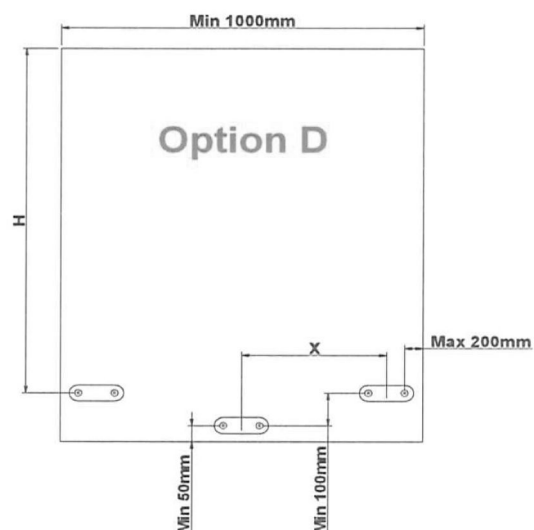
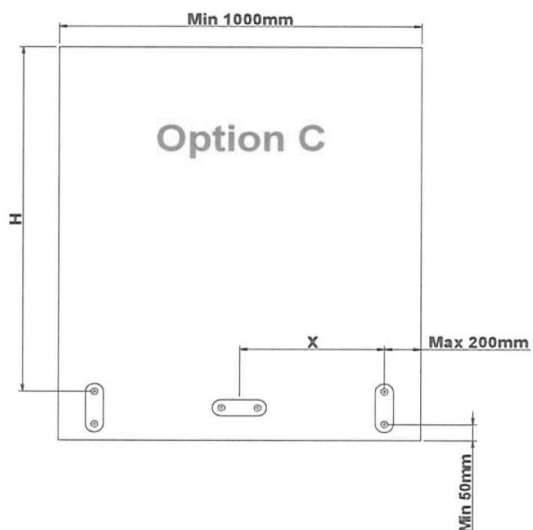
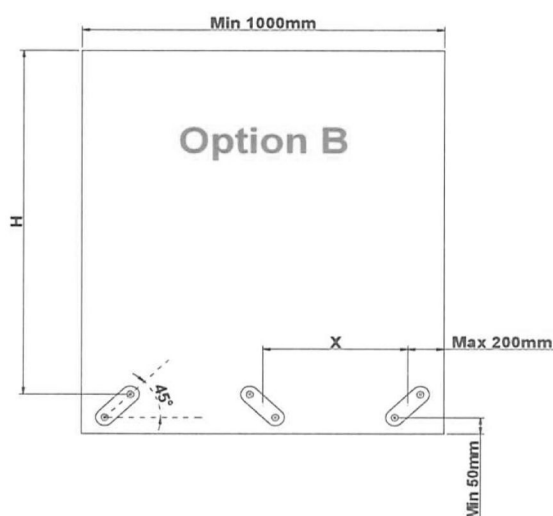
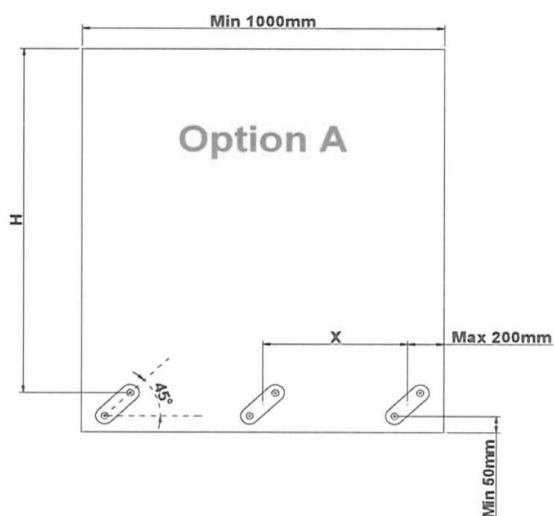
Domestic installation	H = 550mm 10mm toughened glass
Domestic installation	H = 1050mm 12mm toughened glass
Commercial installation	H = 1250mm 15mm toughened glass
Pool Fence installation	H = 1250mm 12mm toughened glass

Note: X is from centre of top Fixing to top edge of Glass.

FRAMELESS BALUSTRADE SYSTEMS

PF150 Design Options

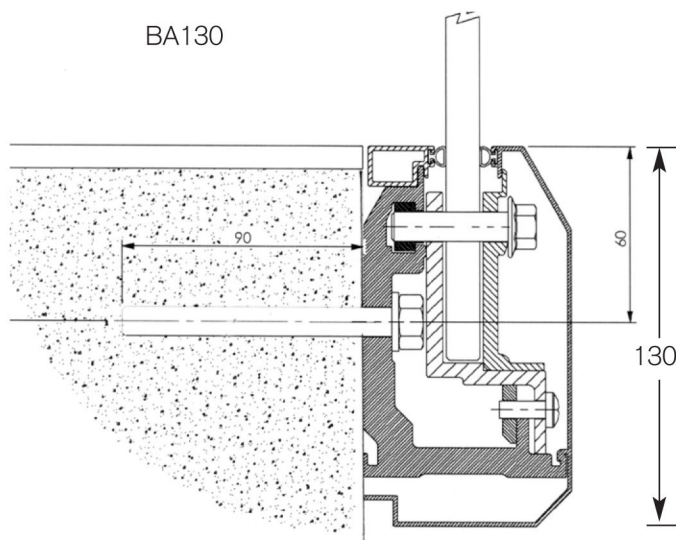
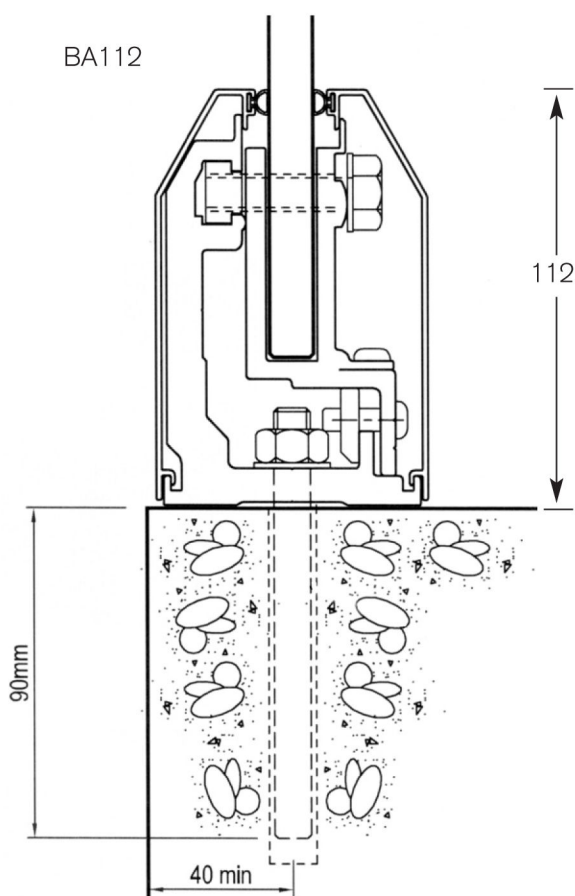
PF150 Series Plate Fix Balustrade System Variations
Fitting variations shown on this page relate to Design Table PF150



FRAMELESS BALUSTRADE SYSTEMS

BA112 Base Fix and BA130 Face Fix Glass Setout

N.Z. Patent Application No. 546194



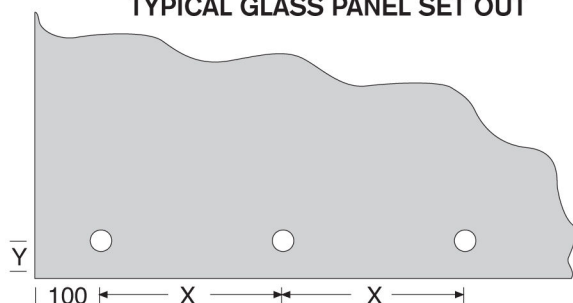
BA112 & BA130 Balustrade Systems are designed to be used with 12mm or 15mm Toughened Glass

Suitable for internal and external balustrades, and pool fence installations.

Compliant to NZS1170

Specific installation drawings available on request

TYPICAL GLASS PANEL SET OUT



X = 400mm BA130 Domestic System

X = 300mm BA130 Commercial System

X = 400mm BA112 Domestic System

X = 300mm BA112 Commercial System

Y = 37mm for 12mm glass. Hole dia 25mm

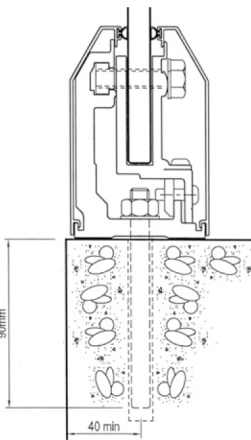
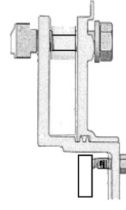

Y = 40mm for 15mm glass. Hole dia 20mm

Domestic 12mm glass

Commercial 15mm glass

FRAMELESS BALUSTRADE SYSTEMS

Domestic Channel System Base Fix

Product	Code	Description	Price per Metre
	BA112	<p>Balustrade Section</p> <p>Complete with cover plates and three clamp kits per metre to suit 400mm fixing centres. For 12mm glass thickness</p> <p>Stock Lengths 5000mm Mill Finish</p> <p>Cut Lengths (Metre modules only) Mill Finish</p> <p>Stock Lengths 5000mm Natural Anodised</p> <p>Cut Lengths (Metre modules only) Natural Anodised</p> <p>* Powder coat colours - see note below</p>	
	BA112-CK	<p>Additional BA112 Clamp Kit</p> <p>To suit 12mm glass</p>	
	BA112-EC	<p>Balustrade End Cap</p> <p>End Cap Natural Anodised</p> <p>End Cap Mill Finish</p>	

Producer Statements available on request

*NOTE: Powdercoat Colours are available on request.

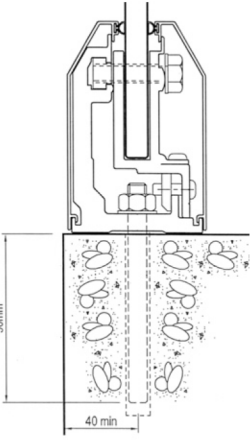
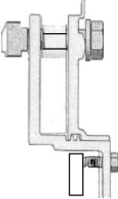
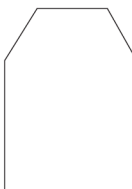
For 25 metres of balustrade BA112 or more, Natural Anodised rates apply.

For less than 25 metres, a powdercoat surcharge will apply.

Setout details page 5.18.

FRAMELESS BALUSTRADE SYSTEMS

Commercial Balustrade System Base Fix

Product	Code	Description	Price per Metre
	BA112	<p>Balustrade Section</p> <p>Complete with cover plates and four clamp kits per metre to suit 300mm fixing centres. For 15mm glass thickness</p> <p>Stock Lengths 5000mm Mill Finish</p> <p>Cut Lengths (Metre modules only) Mill Finish</p> <p>Stock Lengths 5000mm Natural Anodised</p> <p>Cut Lengths (Metre modules only) Natural Anodised</p> <p>* Powdercoat colours - see note below</p>	
	BA112-CK	<p>Additional BA112 Clamp Kit</p> <p>To suit 15mm glass</p>	
	BA112-EC	<p>Balustrade End Cap</p> <p>End Cap Natural Anodised</p> <p>End Cap Mill Finish</p>	

Producer Statements available on request

*NOTE: Powdercoat Colours are available on request.

For 25 metres of balustrade BA112 or more, Natural Anodised rates apply.

For less than 25 metres, a powdercoat surcharge will apply.

Setout details page 5.18.

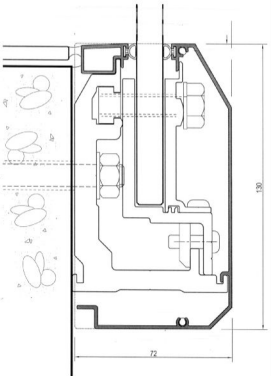
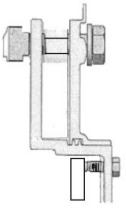

FRAMELESS BALUSTRADE SYSTEMS

BA112 Components

Product	Code	Description	Price per Metre
	BA112-BC	Base Channel Mill Finish Common to BA112 and BA130 systems Stock 5000mm length Cut lengths (metre modules only)	
	BA112-CM BA112-CM	BA112 Cover Plate Mill with Black Bulb Seal Stock 5000mm length Cut lengths (metre modules only)	
	BA112-CN BA112-CN	BA112 Cover Plate Natural Anodised 20 microns: with Black Bulb Seal Stock 5000mm length Cut lengths (metre modules only)	
	BA112-CS BA112-CS	BA112 Cover Plate Silver Pearl PLC with Black Bulb Seal Stock 5000mm length Cut lengths (metre modules only)	
	BA112-CK	Additional BA112 Clamp Kit To suit 12mm glass	
	BA112-EC	Balustrade End Cap End Cap Natural Anodised End Cap Mill Finish	

FRAMELESS BALUSTRADE SYSTEMS

Domestic Channel System Side Fix

Product	Code	Description	
	BA130	Balustrade Section Complete with front and back cover plates and three clamp kits per metre to suit 400mm fixing centres for 12mm glass thickness Stock Lengths 5000mm Mill Finish Cut Lengths (Metre modules only) Mill Finish Stock Lengths 5000mm Natural Anodised Cut Lengths (Metre modules only) Natural Anodised * Powdercoat colours - see note below	
	BA112-CK	Additional BA112 Clamp Kit Specify 12mm or 15mm glass	
	BA130-EC	Balustrade End Cap End Cap Natural Anodised End Cap Mill Finish	

Producer Statements available on request

*NOTE: Powdercoat Colours are available on request.

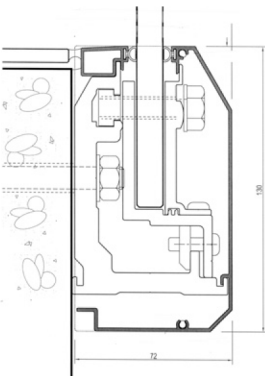
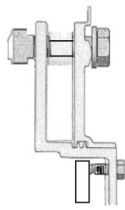

For 25 metres of balustrade BA112 or more, Natural Anodised rates apply.

For less than 25 metres, a powdercoat surcharge will apply.

Setout details page 5.18.

FRAMELESS BALUSTRADE SYSTEMS

Commercial Channel System Side Fix

Product	Code	Description	Price per Metre
	BA130	Balustrade Section Complete with front and back cover plates and four clamp kits per metre to suit 300mm fixing centres for 15mm glass thickness Stock Lengths 5000mm Mill Finish Cut Lengths (Metre modules only) Mill Finish Stock Lengths 5000mm Natural Anodised Cut Lengths (Metre modules only) Natural Anodised * Powdercoat colours - see note below	
	BA112-CK	Additional BA112 Clamp Kit Specify 12mm or 15mm glass	
	BA130-EC	Balustrade End Cap End Cap Natural Anodised End Cap Mill Finish	

Producer Statements available on request

*NOTE: Powdercoat Colours are available on request.

For 25 metres of balustrade BA112 or more, Natural Anodised rates apply.

For less than 25 metres, a powdercoat surcharge will apply.

Setout details page 5.18.

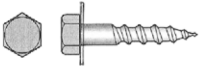


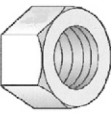

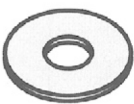
FRAMELESS BALUSTRADE SYSTEMS

BA130 Components

Product	Code	Description	Price per Metre
	BA112-BC BA112-BC	Base Channel Mill Finish Common to BA112 and BA130 systems Stock 5000mm length Cut lengths (metre modules only)	
	BA130-FC-M BA130-FC-M	BA130 Face Fix Cover plate mill finish with Black Bulb Seal Stock 5000mm length Cut lengths (metre modules only)	
	BA130-FC-N BA130-FC-N	BA130 Face Fix Cover plate Natural Anodised to 20 microns: with Black Bulb Seal Stock 5000mm length Cut lengths (metre modules only)	
	BA130-BI-M BA130-BI-M	BA130 Back infill Section Mill finish with Black Bulb Seal Stock 5000mm length Cut lengths (metre modules only)	
	BA130-BI-N BA130-BI-N	BA130 Back infill Section Natural Anodised to 20 microns: with Black Bulb Seal Stock 5000mm length Cut lengths (metre modules only)	
	BA112-CK	Additional BA112 Clamp Kit Suits BA130 sections Specify 12mm Or 15mm glass	
	BA112-EC	Balustrade End Cap End Cap Natural Anodised End Cap Mill Finish	

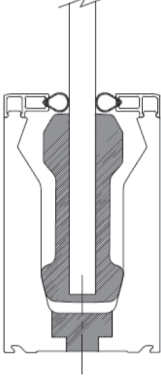
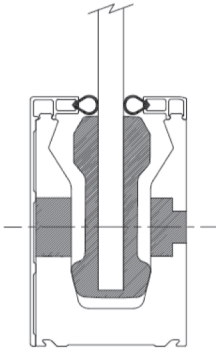
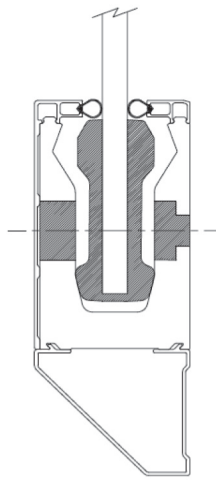
FRAMELESS BALUSTRADE SYSTEMS

BA112 and BA130 Fixing Components

Product	Code	Description	Price
	WF-100	Wood Fix M10 x 100mm	
	WF-150	Wood Fix M10 x 150mm Stainless Steel Coach Screw and HD Flat Washer	
	MF-100	Masonry Fix M10 x 100mm Threaded Rod, Flat Washer and Nut Stainless Steel	
	MF-115	Masonry Fix M10 x 115mm Threaded Rod, Flat Washer and Nut Stainless Steel	
	M10 NUT	M10 Nut Stainless Steel	
	M10-30	M10 Washer 30mm diameter x 2.5mm Stainless Steel	
	M10-50	M10 Washer 50mm diameter x 3mm Stainless Steel	
	SIKA-1	Masonry Anchor Fix SIKA-1 Fits Standard Cartridge Gun	
	SIKA-NOZ	Replacement Nozzle For SIKA-1 Cartridge	


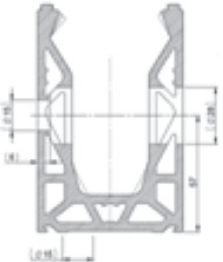


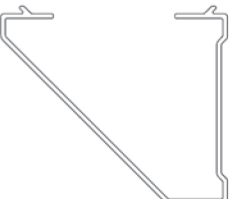
FRAMELESS BALUSTRADE SYSTEMS

PosiGlaze Glass Balustrade System

Product	Code	Description	Price per Metre
	PG120B	<p>PosiGlaze Base Fix System</p> <p>Complete with seal strips, gaskets and glass clamps.</p> <p>Stock length: 3 metres Material: Aluminium Finish: Satin Stainless Effect</p> <p>*Pricing is per metre *Supplied in 3 metre kits *Specify glass thickness when ordering *For fixings refer to page 5.25 D & 5.25 E *For end caps refer to page 5.25 C</p>	
	PG120S	<p>PosiGlaze Side Fix System</p> <p>Complete with seal strips, gaskets, side cladding and glass clamps.</p> <p>Stock length: 3 metres Material: Aluminium Finish: Satin Stainless Effect</p> <p>*Pricing is per metre *Supplied in 3metre kits *Specify glass thickness when ordering. *For fixings refer to page 5.25 D & 5.25 E *For end caps refer to page 5.25 C</p>	
	PG180S	<p>PosiGlaze Side Fix System</p> <p>Complete with seal strips, gaskets, side cladding, bottom cladding and glass clamps.</p> <p>Stock length: 3 metres Material: Aluminium Finish: Satin Stainless Effect</p> <p>*Pricing is per metre *Supplied in 3metre kits *Specify glass thickness when ordering *For fixings refer to page 5.25 D & 5.25 E *For end caps refer to page 5.25 C</p>	

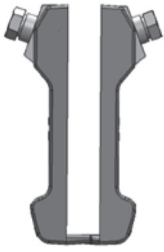



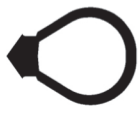
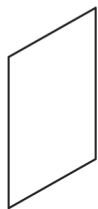
FRAMELESS BALUSTRADE SYSTEMS

PosiGlaze Glass Balustrade System Components

Product	Code	Description	Price per Metre
	PGBC	Base Fix Channel Supplied in 3 metre lengths as per attached	
	PGSC	Side Fix Channel Supplied in 3 metre lengths as per attached	
	PGTS	Top Seal Strip Supplied in 3 metre lengths as per attached	
	PGSCL	Side Cladding Supplied in 3 metre lengths as per attached	
	PGBCL	Bottom Cladding Supplied in 3 metre lengths as per attached	

FRAMELESS BALUSTRADE SYSTEMS

PosiGlaze Glass Balustrade System Components

Product	Code	Description	Price
	PGC12 PGC15 PGC19 PGC13 PGC17 PGC21	Glass Clamp - to suit 12mm Glass Clamp - to suit 15mm Glass Clamp - to suit 19mm Glass Clamp - to suit 13.5mm Glass Clamp - to suit 17.5mm Glass Clamp - to suit 21.5mm (each kit contains 12 clamps)	
	PGCD	Channel Joiners	
	PGEC PGEC1 PGECL PGECL	End Caps - Base Fix (suit PG120B) End Caps - Side Fix (suit PG120S) End Caps - Side Fix LH (suit PG180S) End Caps - Side Fix RH (suit PG180S)	
	PGSPN	Spanners	
	PGBS	Bulb Seal (specify glass thickness to suit)	
	PGCG	Black Fibre Clamp Kit Gasket 0.8mm Thick Note: may be required for non standard thickness	

FRAMELESS BALUSTRADE SYSTEMS

PosiGlaze Glass Balustrade System Fixings PG120B - Base Fix

Product	Code	Description	Price
CONCRETE FIXING FOR A,B,E,C3 OCCUPANCY	PGMF-110	Threaded Rod for Chemical Anchor M10x110mm Threaded Rod, M10/12x24x2.5 Washer, M10 Nut - 316 Grade Stainless Steel	
	HILTI-150	HILTI HIT-HY 150 MAX Chemical Anchor	
	SIKA-1	Sika 1 Masonry Anchor Fix Fits standard cartridge gun	
CONCRETE FIXING FOR C1/C2,D OCCUPANCY	PGMF-35	HILTI HIS-R-N M12x125 Threaded Sleeve M12x35 Hex Screw, M12x24x2.5 Washer 316 Grade Stainless Steel	
	HILTI-150	HILTI HIT-HY 150 MAX Chemical Anchor	
	SIKA-1	Sika 1 Masonry Anchor Fix Fits standard cartridge gun	
STEEL FIXING ALL OCCUPANCY TYPES	PGSF-35	M10x35mm Hex Screw (check length for application) 2 off M10/12x24x2.5 Washer, M10 Nut 316 Grade Stainless Steel	
TIMBER FIXING FOR A,B,E,C3, C1/C2,D OCCUPANCY	PGBTF-180	M10x180mm Custom Lag Screw M10/12x24x2.5 Washer, M10 Nut 304 Grade Stainless Steel NOTE: Fixing required 200mm centres	
	PGBTF-240	M10x240mm Hex Bolt (based on 200mm deep stringers check length for application) M10/12x24x2.5 Washer, M10 Washer Ø50x3mm, M10 Nut - 316 Grade Stainless Steel	

FRAMELESS BALUSTRADE SYSTEMS

PosiGlaze Glass Balustrade System Fixings PG120S & PG180S - Side Fix

Product	Code	Description	Price
CONCRETE FIXING ALL OCCUPANCY TYPES	PGMF-110	Threaded Rod for Chemical Anchor M10x110mm Threaded Rod, M10/12x24x2.5 Washer, M10 Nut - 316 Grade Stainless Steel	
	HILTI-150	HILTI HIT-HY 150 MAX Chemical Anchor	
	SIKA-1	Sika 1 Masonry Anchor Fix Fits standard cartridge gun	
STEEL FIXING ALL OCCUPANCY TYPES	PGSF-35	M10x35mm Hex Screw (check length for application) 2 off M10/12x24x2.5 Washer, M10 Nut 316 Grade Stainless Steel	
TIMBER FIXING FOR A,B,E,C3, C1/C2,D OCCUPANCY	PGBTF-120	M10x120mm Lag Screw M10/12x24x2.5 Washer, M10 Nut 304 Grade Stainless Steel NOTE: Fixing required 200mm centres	
TIMBER FIXING FOR A,B,E,C3, C1/C2,D OCCUPANCY	PGBTF-130	M10x130mm Hex Bolt (based on 2x45mm stringers check length for application) M10/12x24x2.5 Washer, M10 Washer Ø50x3mm, M10 Nut - 316 Grade Stainless Steel	

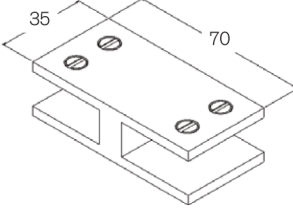
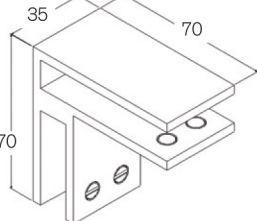
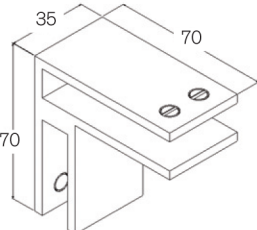
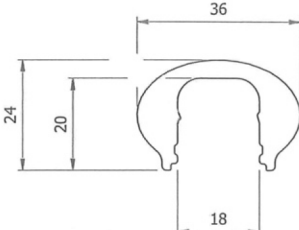
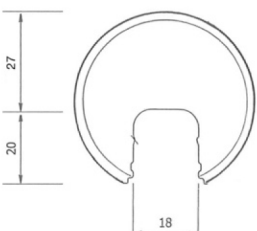
FRAMELESS BALUSTRADE SYSTEMS

PosiGlaze Glass Balustrade System Fixing Components

Code	Description	Price
M10-R110	M10x110mm Threaded Rod 316 Grade Stainless Steel	
HILTI-RN-M12	HILTI HIS-R-N M12x125 Threaded Sleeve 316 Grade Stainless Steel	
HILTI-150	HILTI HIT-HY 150 MAX Chemical Anchor	
SIKA-1	Sika 1 Masonry Anchor Fix Fits standard cartridge gun	
M12-24	M10/12x24x2.5 Washer 316 Grade Stainless Steel	
M10-HN	M10 Nut 316 Grade Stainless Steel	
M10-35HS	M10x35mm Hex Screw 316 Grade Stainless Steel	
M12-35HS	M12x35mm Hex Screw 316 Grade Stainless Steel	
M10-180SL	M10x180mm Custom Lag Screw 304 Grade Stainless Steel	
M10-120SL	M10x120mm Lag Screw 304 Grade Stainless Steel	
M10-FW50	M10 Washer Ø50x3mm 316 Grade Stainless Steel	
M10-240HB	M10x240mm Hex Bolt 316 Grade Stainless Steel	
M10-130HB	M10x130mm Hex Bolt 316 Grade Stainless Steel	

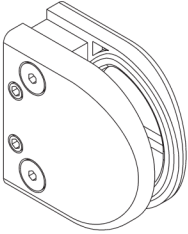

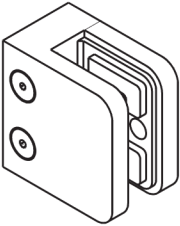
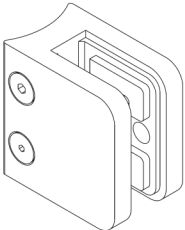


FRAMELESS BALUSTRADE SYSTEMS

Panel Clamps - Connector Rail - Handrail

Product	Code	Description	Price
	BC35-180	Balustrade panel clamp 180° Will help align & stiffen 12mm Balustrade Panels No holes required 316SSS	
	BC39-90I	Balustrade panel clamp 90° Will help align & stiffen 12mm Balustrade Panels Internal screws. No holes required 316SSS	
		Balustrade panel clamp 90° Will help align & stiffen 12mm Balustrade Panels External screws. No holes required 316SSS	
	MC-36	Metro Connector Rail Stock length 5800mm silver frost P/C Cut length silver frost P/C Stock length in standard P/C colours	Per metre
	BA-50	Handrail Section 50mm dia Stock length 5800mm silver frost P/C Cut length silver frost P/C Stock length in standard P/C colours 5800mm	
	BA-50C	Balustrade End Cap in PC	

FRAMELESS BALUSTRADE SYSTEMS

Glass Clamps

Product	Code	Description	Price
	SS101	Satin Stainless Steel Glass Clamp Adjustable to suit glass thickness From 6mm to 10mm No Glass preparation required 30kg per clamp loading 316 Stainless steel	
	RS102.50 RS102.70	Radius back plate to allow mounting of SS101 clamps to 50mm or 70mm diameter posts.	
	SS200	Satin Stainless Steel Glass Clamp No glass preparation required 35kg per clamp loading 316 stainless steel Specify glass thickness to be clamped 6mm, 8mm, 10mm, 12mm	
	SS201	Satin Stainless Steel Glass Clamp No glass preparation required Radius back to suit 50mm diameter post 35kg per clamp loading 316 stainless steel Specify glass thickness to be clamped 6mm, 8mm, 10mm, 12mm	
	SP202	Security pin can be fitted into SS200 x SS201 clamps	
	Cap - 37w	Wood fix cap screw 14G x 37mm SS Wood fix cap screw 14G x 50mm SS	
	Cap - 25T	Metal thread cap screw M8 x 25mm	

FRAMELESS BALUSTRADE SYSTEMS

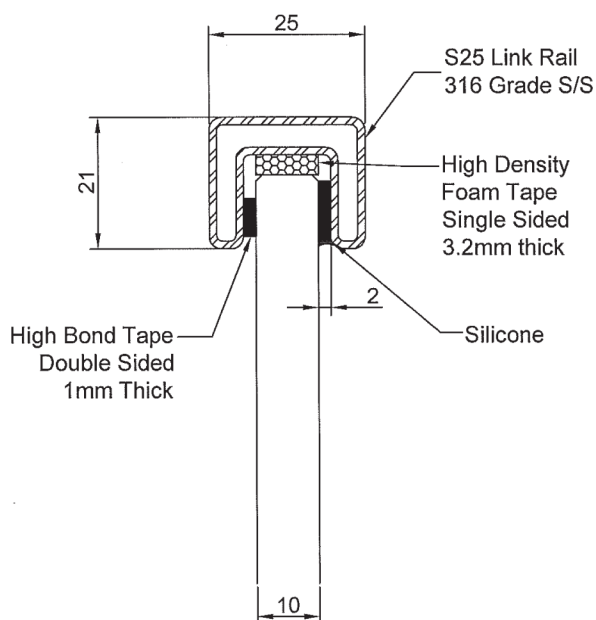
LinkRail S25 Railing System for 10mm or 12mm Glass

Product	Code	Description	Price
	S25LR	25mm x 21mm LinkRail 316 SSS Stock length 5800mm Fixing Details on Page 5.27B	
	S25WB	Wall Bracket 316 SSS To suit S25 LR LinkRail	
	S25AJ	Adjustable Joiner 316 SSS To suit S25 LR LinkRail	
	S2590C	Fixed 90° Corner Connector 316 SSS To suit S25 LR LinkRail	
	S25IJ	Inline Joiner 316 SSS To suit S25 LR LinkRail	
	S25EC	End Cap 316 SSS To suit S25 LR LinkRail	
	S25SJ	Sleeve Joiner 316 SSS To suit S25 LR LinkRail Connects Wall Bracket to adjustable joiner.	
	TL2680	Smart Rail Tube Loc 2680 50ml bottle	

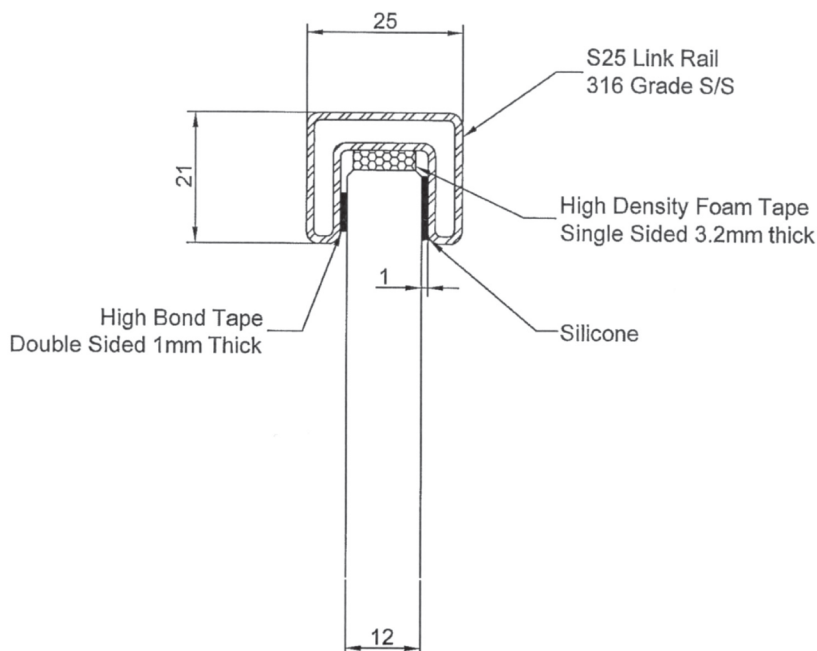
FRAMELESS BALUSTRADE SYSTEMS

LinkRail S25 Rail to Glass Fixing Detail

10mm Toughened Glass Fixing Detail

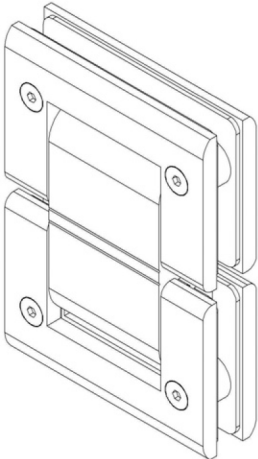


12mm Toughened Glass Fixing Detail



FRAMELESS BALUSTRADE SYSTEMS

Biloba Hydraulic Pool Gate Hinges

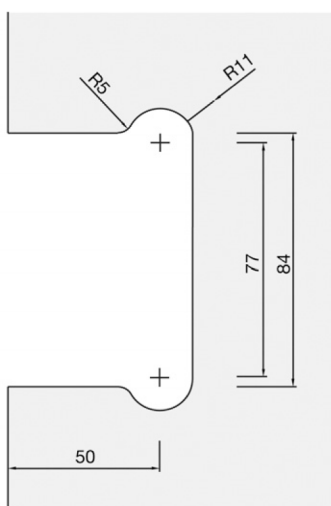
Product	Code	Description	Nat Anodised
	BHS180-N	Glass to Glass N.H.O Suit 10mm & 12mm Glass	

Pool gate max weight 100kg - max width 1000mm
Hinges are non handed

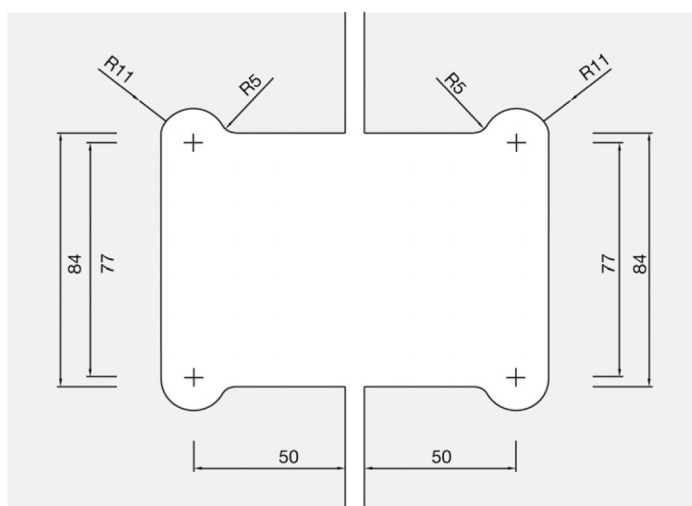
	BHS90-N	Wall to Glass N.H.O Suit 10mm & 12mm Glass	
--	---------	---	--

FRAMELESS BALUSTRADE SYSTEMS

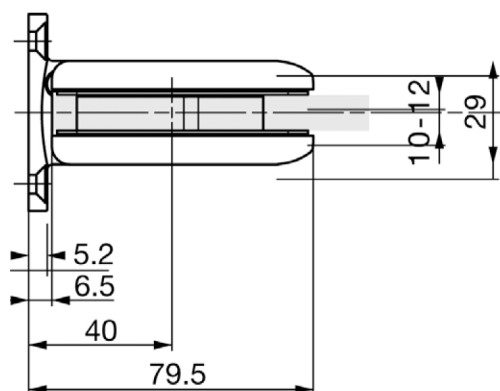
Biloba Hydraulic Pool Gate Hinges : Cutout & installation details



Wall to glass cut out



Glass to glass cut out



Wall to glass hinge detail



Glass to glass hinge detail

These self closing hydraulic pool gate hinges are Non Handed, meaning they can be hung on either side of a glass panel or wall/post. They come in both glass to glass and glass to post/wall models and can close a pool gate up to 1000mm wide and a maximum 100kgs.

To comply with Pool Gate Regulations the hinges must be (NHO) Non Hold Open and be installed to open out when used with a Pool Gate Latch.

Gaskets are provided so the glass gate and side panels can be 10mm or 12mm toughened glass.

Note: Hinges are supplied with the control valves completely closed.

1. Once hinges have been installed open door to 60 - 70°.
2. Open the allen key valves on both hinges approximately half a turn each so the door begins to close.
3. Open or close both valves as required to obtain the desired closing speed, however do not loosen valves too much as this may cause an oil leak.
4. Take care to keep the valves of each hinge synchronized so they both close at equal speed.

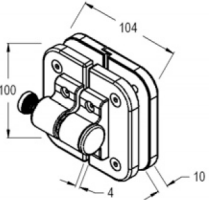
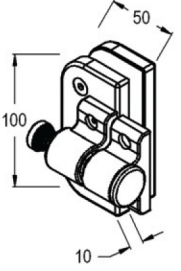
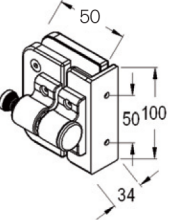
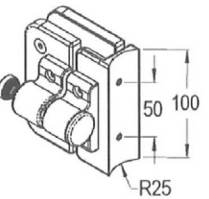
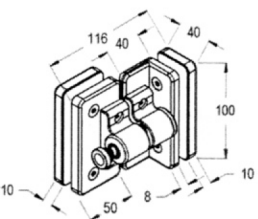
See instructions supplied with hinges for full details.

FRAMELESS BALUSTRADE SYSTEMS

Product Pending

FRAMELESS BALUSTRADE SYSTEMS

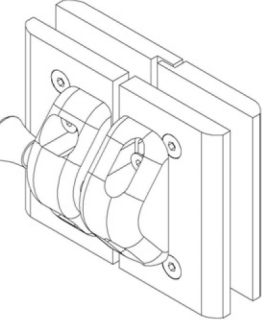
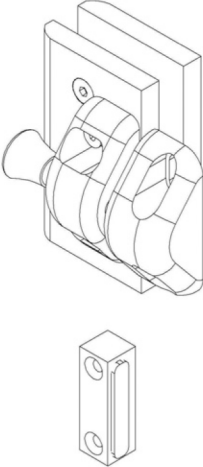
Pool Gate Latches

Product	Code	Description	Natural Anodised	S/Steel Satin or Polished
	PGL	Glass to Glass Latch Black polymer lock body with stainless steel mounting plates Magnetic bolt lock See page 5.23 for glass preparation		
	PGL-P	Glass to Post Latch Black polymer lock body with aluminium or stainless steel mounting plates Magnetic bolt lock. Includes stop to prevent gate swinging (MP28) into pool area		
	PGL-PF	Glass to Post or Wall Latch Face Fix Black polymer lock body with aluminium or stainless steel mounting plates Will fit square post or wall		
	PGL-PR	Glass to Round Post Black polymer lock body with aluminium or stainless steel mounting plates Will mount to 50mm dia round post.	N.A.	
	PGL-90	90° Glass to Glass Latch Face Fix Black polymer lock body with aluminium or stainless steel mounting plates		

Glass preparation see page 5.33

FRAMELESS BALUSTRADE SYSTEMS

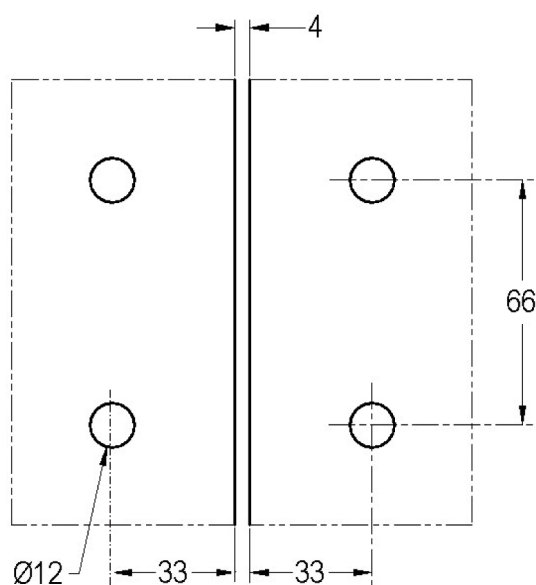
Biloba Hydraulic Pool Gate Latches

Product	Code	Description	Nat Anodised
	BGL	Glass to Glass Pool Gate Latch Suit 10mm & 12mm glass	
	BGL-P	Glass to Post Pool Gate Latch Complete with MP28 Stop	

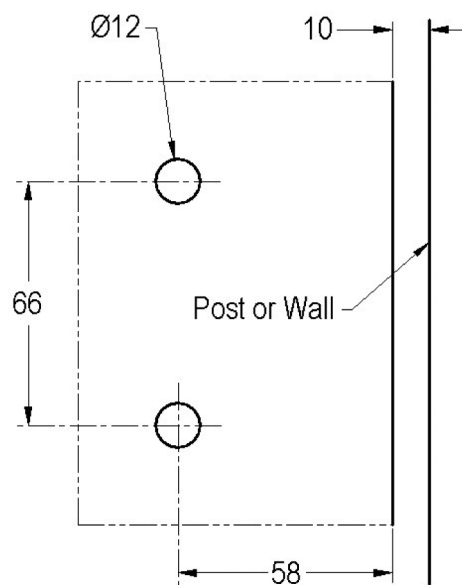
Glass preparation see page 5.33

FRAMELESS BALUSTRADE SYSTEMS

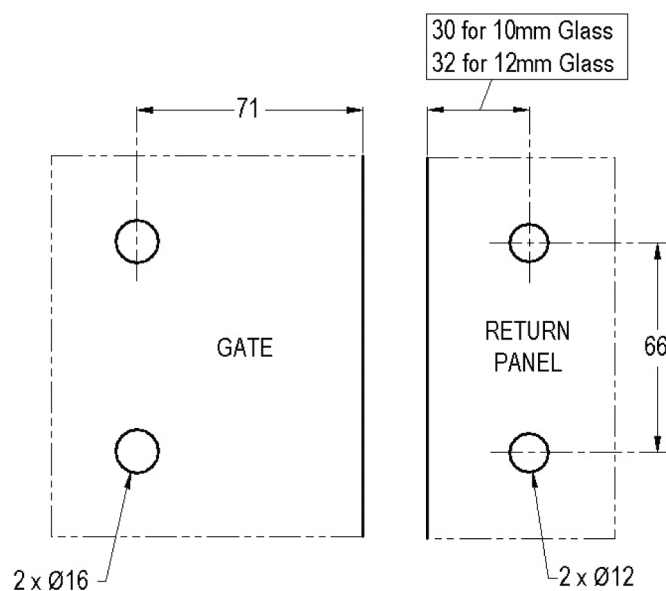
Pool Gate Latch Glass Preparation



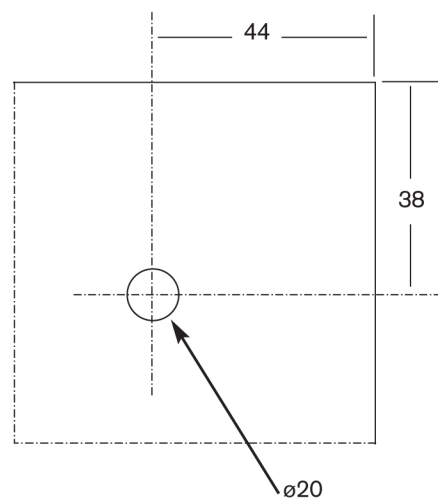
PGL/BGL PGL-P BGL-P



PGL-PF/ PGL-PR



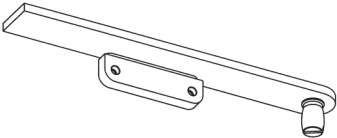
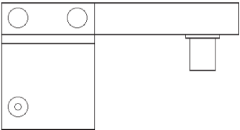
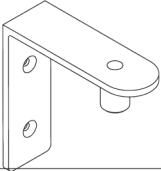

PGL90



PGA-2

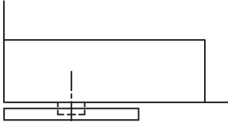
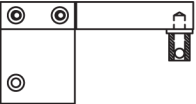

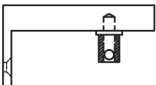
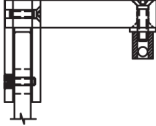
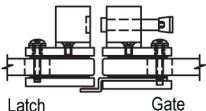
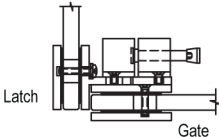
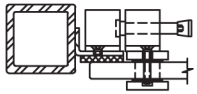


FRAMELESS BALUSTRADE SYSTEMS

Pool Gate Components

Product	Code	Description	Natural Anodised	S/Steel Polished or Satin
	PGA-1	Pool Gate Patch to Patch Pivot Arm Used with two MP20 patch fittings for glass to glass		
	PGA-2	Pool Gate Glass to Patch Pivot Arm Arm clamps directly to glass side panel and MP20 on gate		
	PWA	Pool Gate Wall Mount Pivot Arm Used with one MP20 patch fitting for glass to wall		
	2300	Sealing Compound To protect Floor Spring from water damage. Two pack mix.		
	Sika-215	25kg Bag Sika-215 Grout		

FRAMELESS BALUSTRADE SYSTEMS

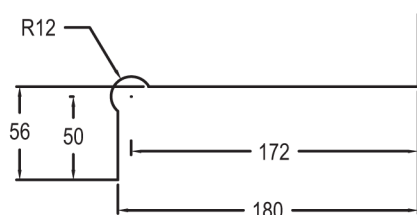
Ozone Pool Gate Components for 12mm Glass

Product	Code	Description	SSS
	FH100 NHO-316 SSS	Ozone hydraulic self closing, bottom patch, non hold open. 316 SSS for external gate installations.	
	PGH-2	Pool Gate top pivot arm 180°. Arm clamps directly to glass side panel and MP20 patch fitting on the gate. 2205 SSS	
	PGH-4	Pool Gate top Pivot arm. Wall mount arm which fits to MP20 patch on the Glass Gate. 2205 SSS	
	PGH-5	Pool Gate Pivot arm. Post mount arm which fits to MP20 patch on the glass gate. 2205 SSS	
	PGH-6	Pool Gate Pivot arm. Arm clamps directly to glass side panel and MP20 patch on the glass gate. Gate is at 90° to side panel. 2205 SSS	
	PGH-7	Pool Gate Latch 180° Glass to Glass in Line. 2205 SSS	
	PGH-8	Pool Gate Latch 90° Glass to Glass. Gate at 90° to side panel. 2205 SSS	
	PGH-11	Pool Gate Latch 180° Glass Gate to post in line. 2205 SSS	
	MP20	Top Patch Fitting. SSS	
	FH-5	5mm base plate packer for Ozone patch. Increase clearance to 17mm.	
	FH-10	10mm base plate packer for Ozone patch. Increase clearance to 22mm.	

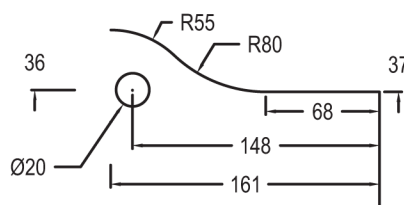
FRAMELESS BALUSTRADE SYSTEMS

Ozone Pool Hardware Glass Cut Out Details

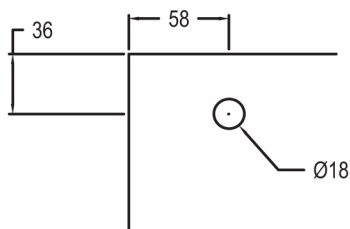
Ozone FH100 NHO



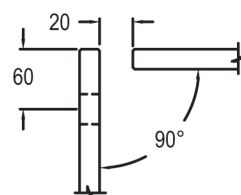
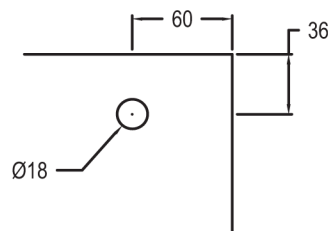
MP20 Top Patch



PGH - 2 Top pivot arm 180°



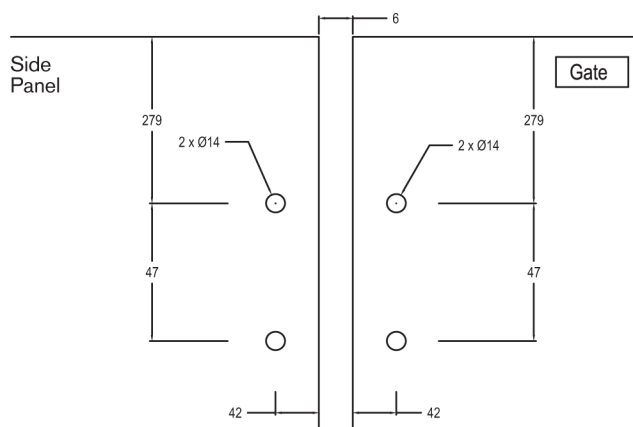
PGH - 6 Top pivot arm 90°



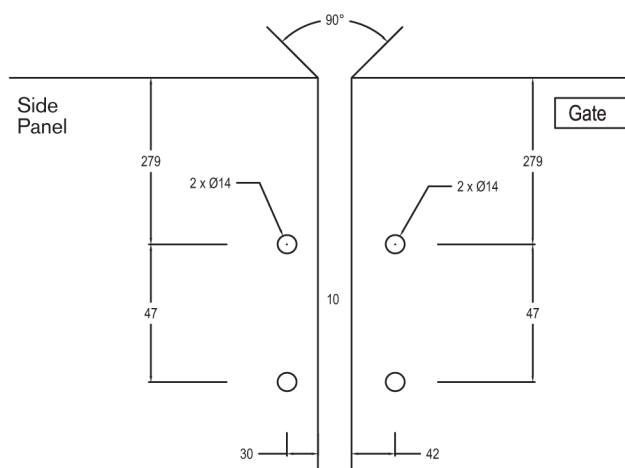
Plan View

PGH - 7 Glass to glass 180° latch

PGH - 11 Glass Gate in inline post

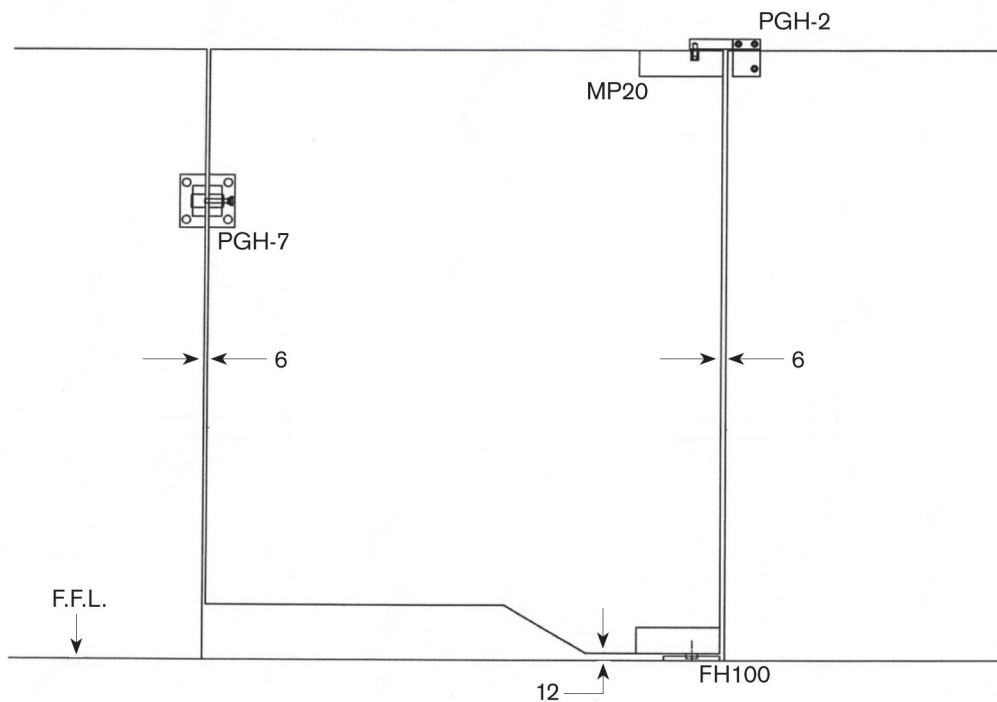


PGH - 8 Glass to glass 90° latch

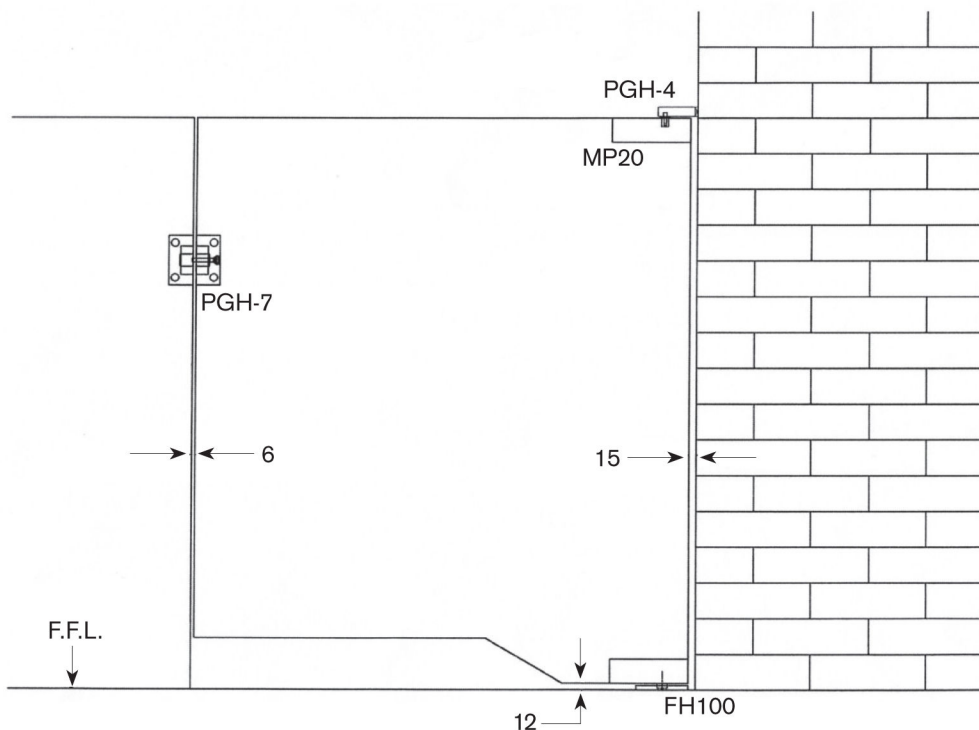


FRAMELESS BALUSTRADE SYSTEMS

Glass To Glass Gate

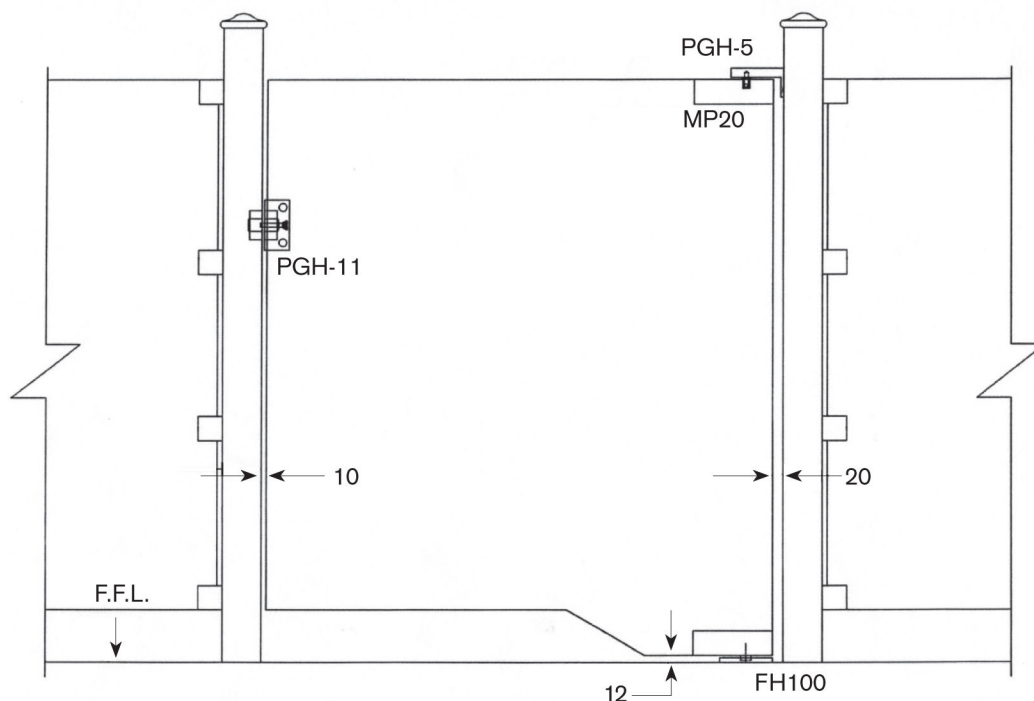


Wall To Glass Gate

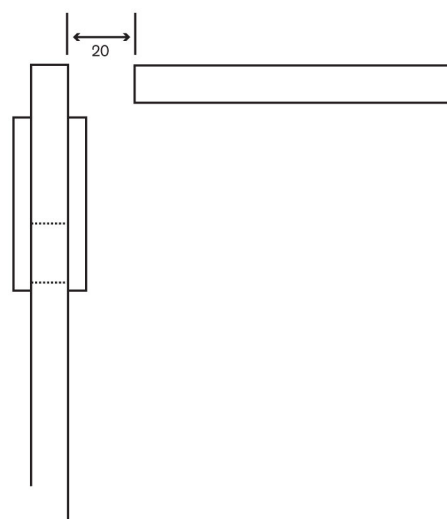
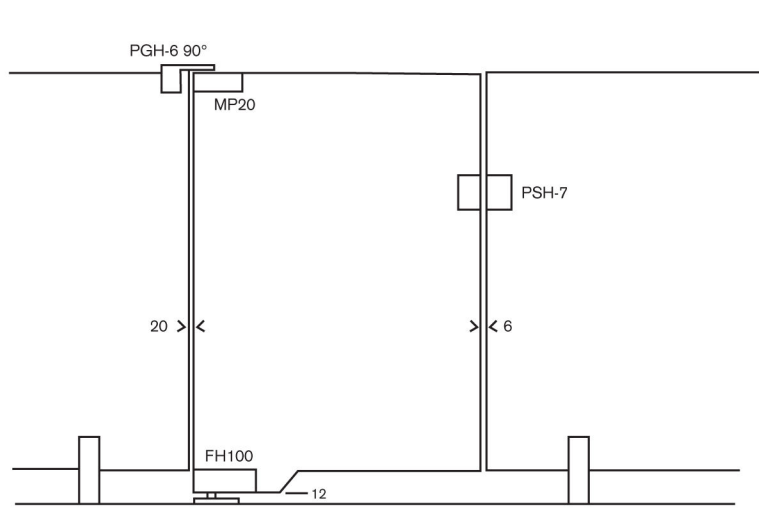


FRAMELESS BALUSTRADE SYSTEMS

Post to Post Gate

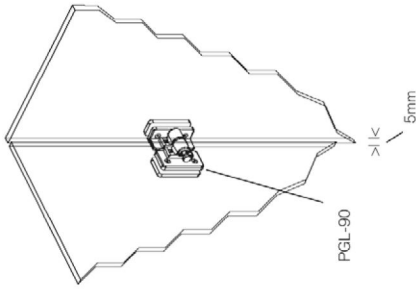


Glass to Glass Gate 90°

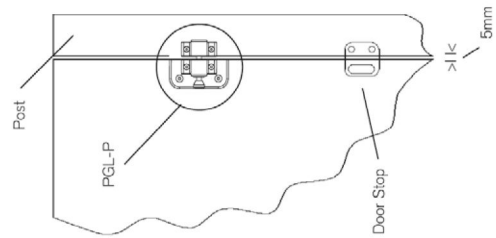


FRAMELESS BALUSTRADE SYSTEMS

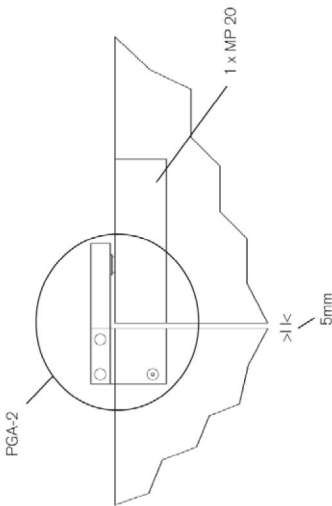
Pool Gate Latch and Pivot Applications



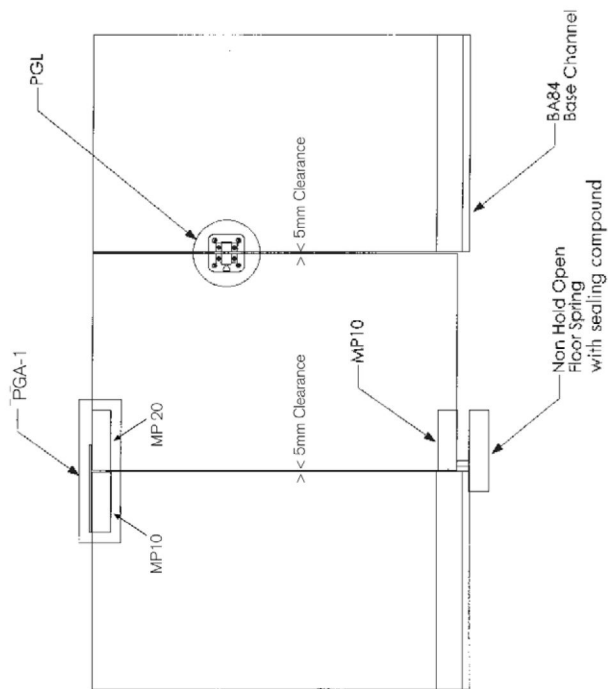
PGL-90 Glass to Glass Lock



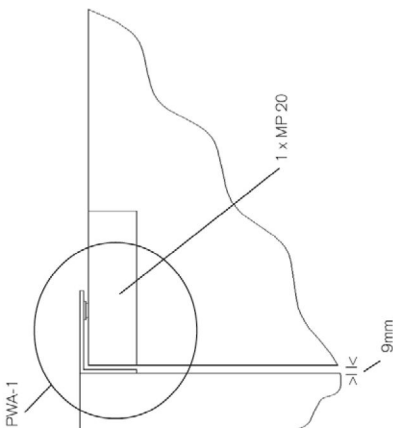
PGLP Glass to Post Lock



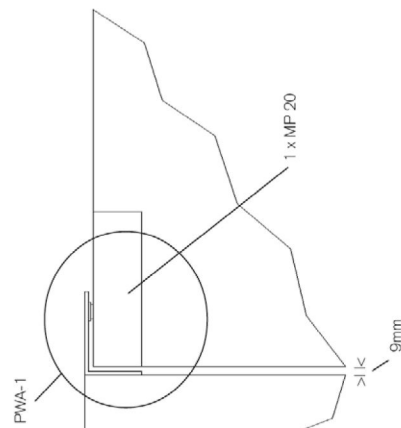
PGA-2 Glass to Glass Pivot



PGA-1 & PGL Glass to Glass Pivot and Lock



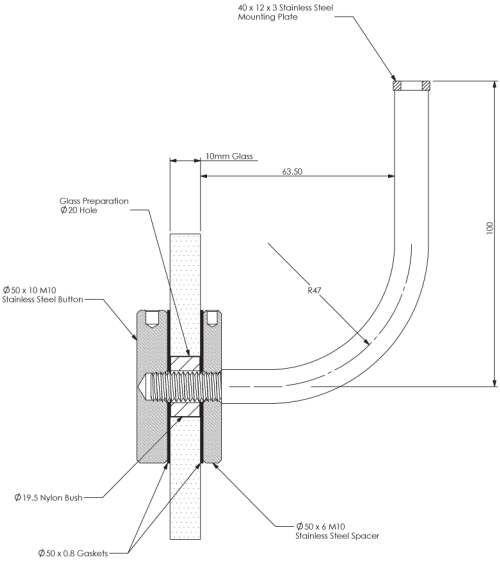
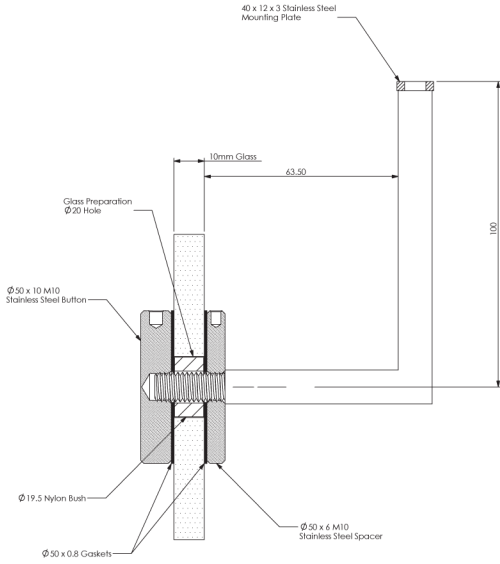
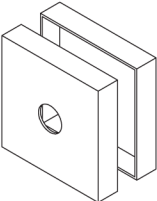
PWA Glass to Wall Pivot



PWA Glass to Post Pivot

FRAMELESS BALUSTRADE SYSTEMS

Balustrade Handrail Bracket

Product	Description	Price
	<p>HB50/R/90° Handrail Bracket</p> <p>Suitable for timber or stainless steel handrails. 316SSS</p> <p>Available as solid wall Fixing 3 x CSK screws mounting HB50/R/90-W</p>	
	<p>HB50/S/90° Handrail Bracket</p> <p>Square section arm Suitable for timber or stainless steel hand rails. 316SSS</p> <p>Available as solid wall Fixing 3 x CSK screws mounting HB50/S/90-W</p>	
	<p>HB50/S/CK</p> <p>50mm square cover kit to convert HB50 discs to square 316SSS</p>	